Easy cotton boll border

6 inch (15 cm) hoop, 4.7 × 2.4 in (11.9 × 6.1 cm)



Colors by number: page 2.
Fabric: teal cotton or linen.

What you need

A 6 inch (15 cm) hoop.

A 9 inch (23 cm) square of teal cotton or linen.

Embroidery needles, size 7, and size 5 for 4 strands.

7 colors of floss (page 2): one skein of each color (an estimate from the drawing's lines and shapes).

A white pencil, and small scissors.

Onto the fabric

Fabric that lets light through: page 3 on a bright light, the fabric over it; trace with a white pencil.

Other fabric: print page 3 on a sticky wash-away sheet, stick it on, stitch through it and rinse it away.

Or white or yellow carbon paper, colored side down, page 3 on top; trace with a ballpoint and go over a faint line with a white pencil.

Then hoop it, inner ring under, tight as a drum.

How to read it

Floss has six strands: cut 18 inches (45 cm), pull out the number named one at a time, and lay them together.

The back is seen: no knots. Start with tiny stitches; end around the backs of four or five stitches.

Every stitch in pictures: flossfield.com/embroidery/stitches.

New to this: flossfield.com/embroidery/guides/how-to-start.

Stitch in this order

Where a stitch page says otherwise, follow this list.

1. **Stem stitch**, 2 strands
   Stalks

2. **Satin stitch**, 2 strands
   Bur, cotton, cotton shadows, closed bolls, bracts



3. **Fishbone stitch**, 2 strands
   Leaves, rust leaves



4. **Stem stitch**
   4 strands: vine
   2 strands: tendrils, leaf veins

5. **Running stitch**, 3 strands
   Border lines

6. **French knot**
   2 strands, two wraps
   Border knots



Take out lines that still show, press face down, finish the hoop or sew a pillow.

For your own stitching, gifts and handmade pieces you sell. Do not resell or share this PDF or copies of it.

Easy cotton boll border

6 inch hoop

A number is a color of the list. Fine lines show which way the stitches lie: do not stitch them.

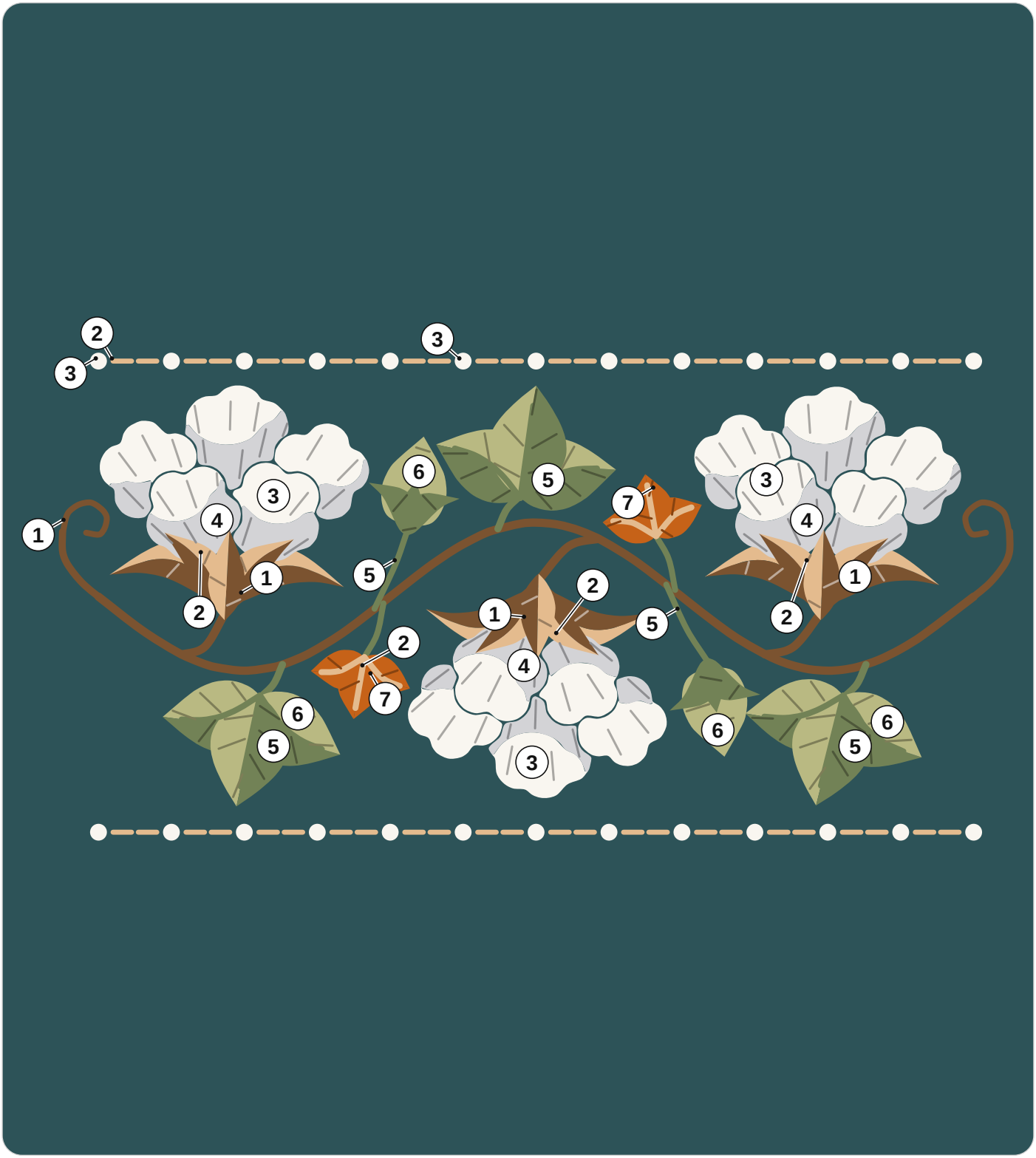

1 DMC 433 Medium Brown
2 DMC 437 Light Tan
3 DMC 3865 Winter White
4 DMC 415 Pearl Gray
5 DMC 3363 Medium Pine Green
6 DMC 3013 Light Khaki Green
7 DMC 921 Copper

For your own stitching, gifts and handmade pieces you sell. Do not resell or share this PDF or copies of it.

Easy cotton boll border

6 inch hoop

Print at 100% and measure the square. Trace the black lines only. The gray ring is the hoop: fold the fabric in four and lay the folds on its ticks.
On the drawing a ring is one French knot: mark a dot; a dashed line is running stitch.

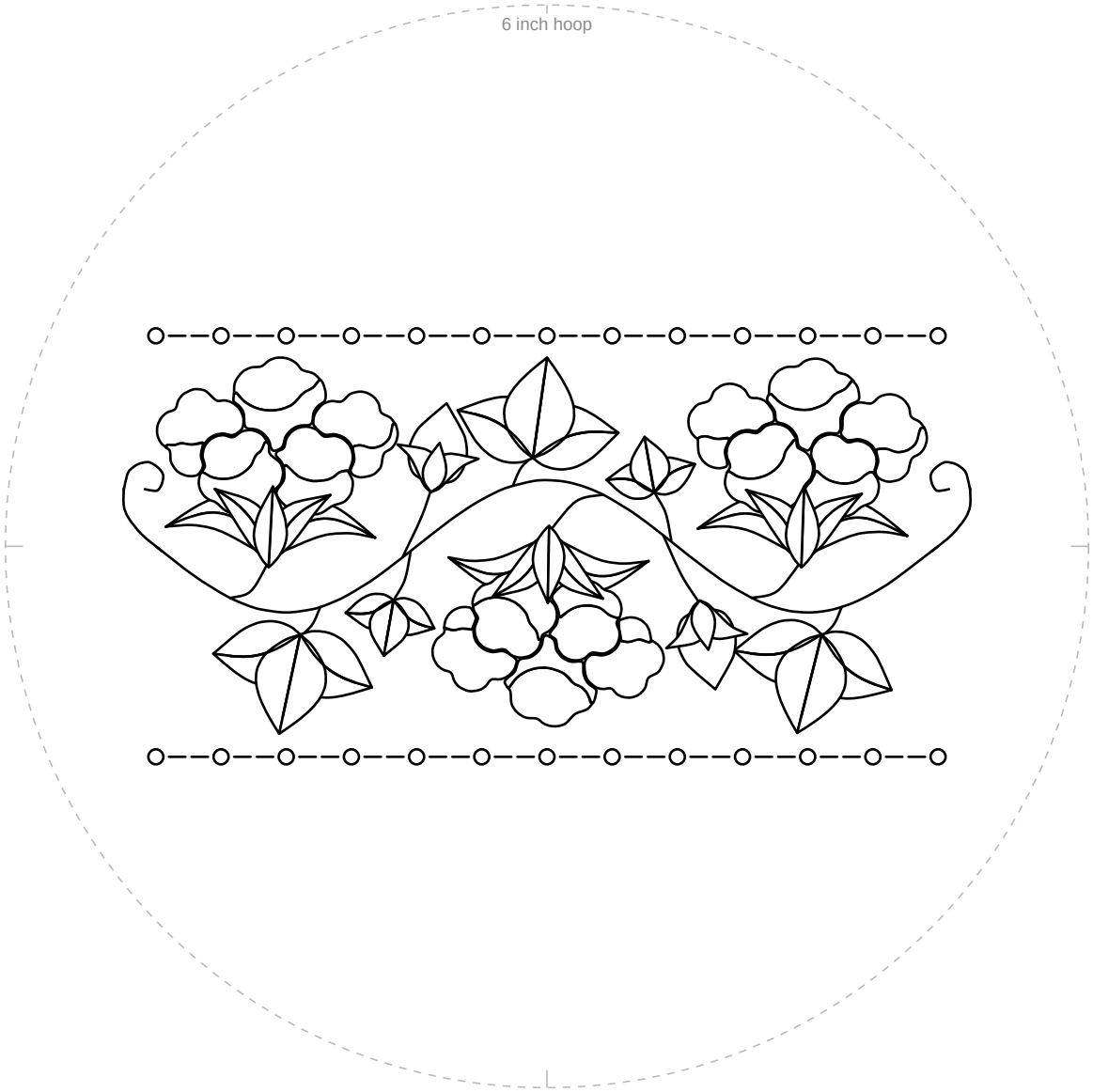

1 in
25.4 mm

Not 1 inch (25.4 mm)? Print again at 100%.

For your own stitching, gifts and handmade pieces you sell. Do not resell or share this PDF or copies of it.