Daisy vine skirt border

Sized for a 6 inch hoop (15 cm). The stitched design is about 4.8 × 1.6 in (12.2 × 4.1 cm).

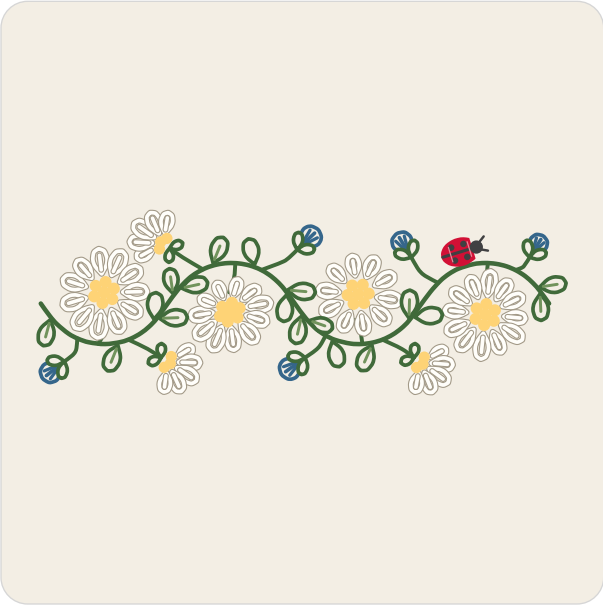

Which color goes where.

Three ways to transfer the pattern

1. **Fabric you can see through**
   Tape page 2 to a sunny window or lay it on a light box, tape the fabric over it and trace the lines with a sharp pencil or a water-soluble pen.
2. **Fabric you cannot see through**
   Lay dressmaker's carbon paper colored side down on the fabric with page 2 on top, tape the layers and trace the lines firmly with a ballpoint pen.
3. **Iron-on**
   Go over the lines of page 3, the mirrored page, with an iron-on transfer pen, lay it ink side down on the fabric and press with a dry iron.

Pages 2 and 3 are the pattern at actual size. Print them at 100% with scaling turned off.

Floss

- **DMC 3346 Hunter Green**
  Leaves, vine, cups and stems
- **DMC BLANC White**
  Daisies and side daisies
- **DMC 743 Medium Yellow**
  Daisy centers
- **DMC 312 Very Dark Baby Blue**
  Buds
- **DMC 3347 Medium Yellow Green**
  Leaf veins
- **DMC 349 Dark Coral**
  Ladybug wings
- **DMC 3799 Very Dark Pewter Gray**
  Ladybug head, ladybug spots, ladybug back and ladybug feelers

Stitches

- **Stem stitch**, 1 to 4 strands
  Vine, stems, ladybug back
- **Lazy daisy stitch**, 3 to 4 strands
  Daisies, buds, cups, side daisies, leaves
- **Straight stitch**, 1 to 6 strands
  Daisies, buds, side daisies, leaf veins, ladybug feelers
- **French knot**, 1 to 4 strands, two wraps
  Daisy centers, ladybug spots, ladybug head
- **Satin stitch**, 2 strands
  Ladybug wings

For your own stitching, gifts and handmade pieces you sell. Do not resell or share this PDF.

Daisy vine skirt border

6 inch hoop

Print at 100% (actual size). Do not scale or fit to page. Check the square below with a ruler before you trace.

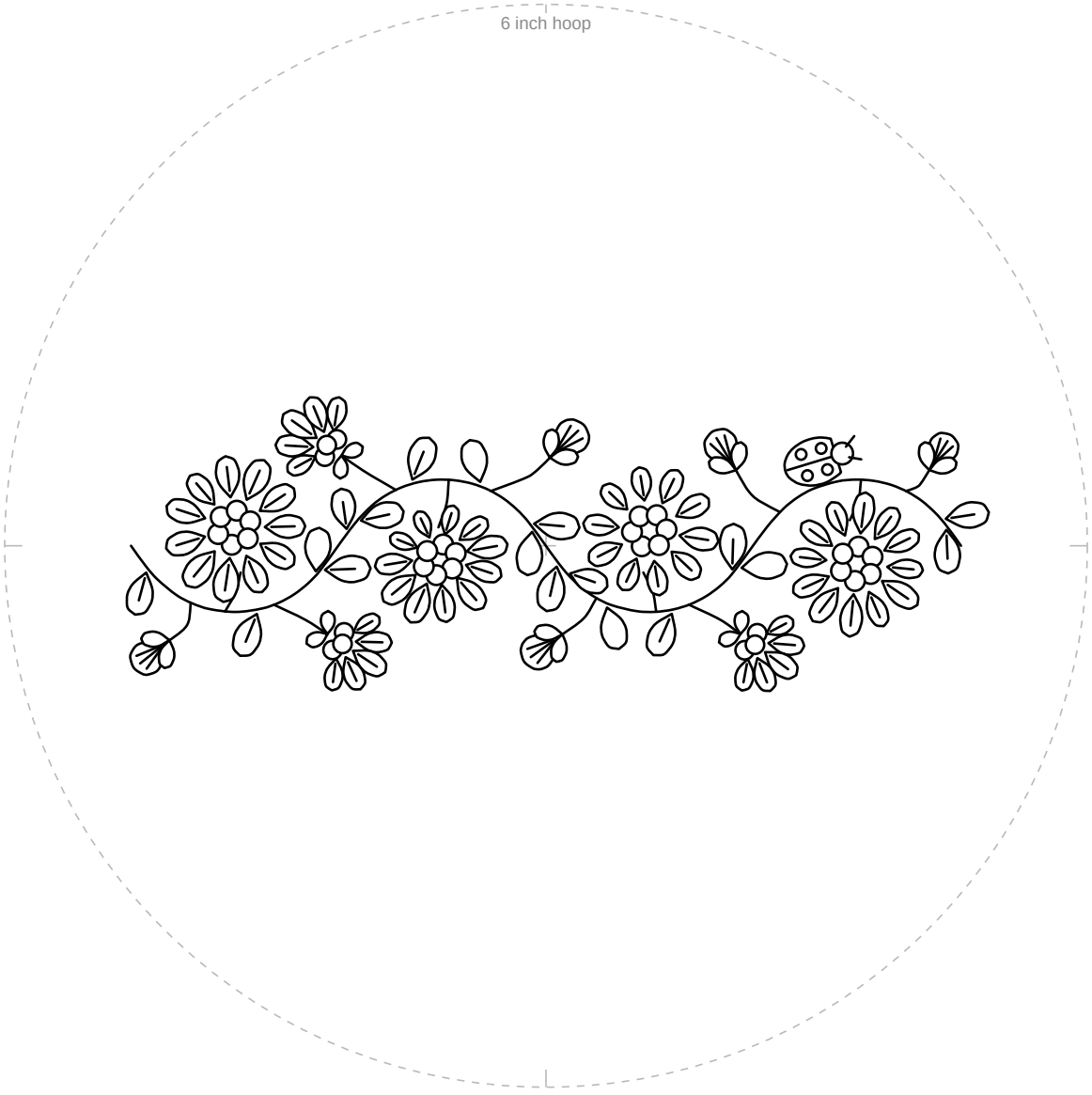

1 in
25.4 mm

Check square: 1 inch (25.4 mm) on each side.
If it measures anything else, print again at 100% with scaling off.

For your own stitching, gifts and handmade pieces you sell. Do not resell or share this PDF.

Daisy vine skirt border

6 inch hoop

Mirrored. Trace this page with an iron-on transfer pen or pencil, then press it ink side down on the fabric.

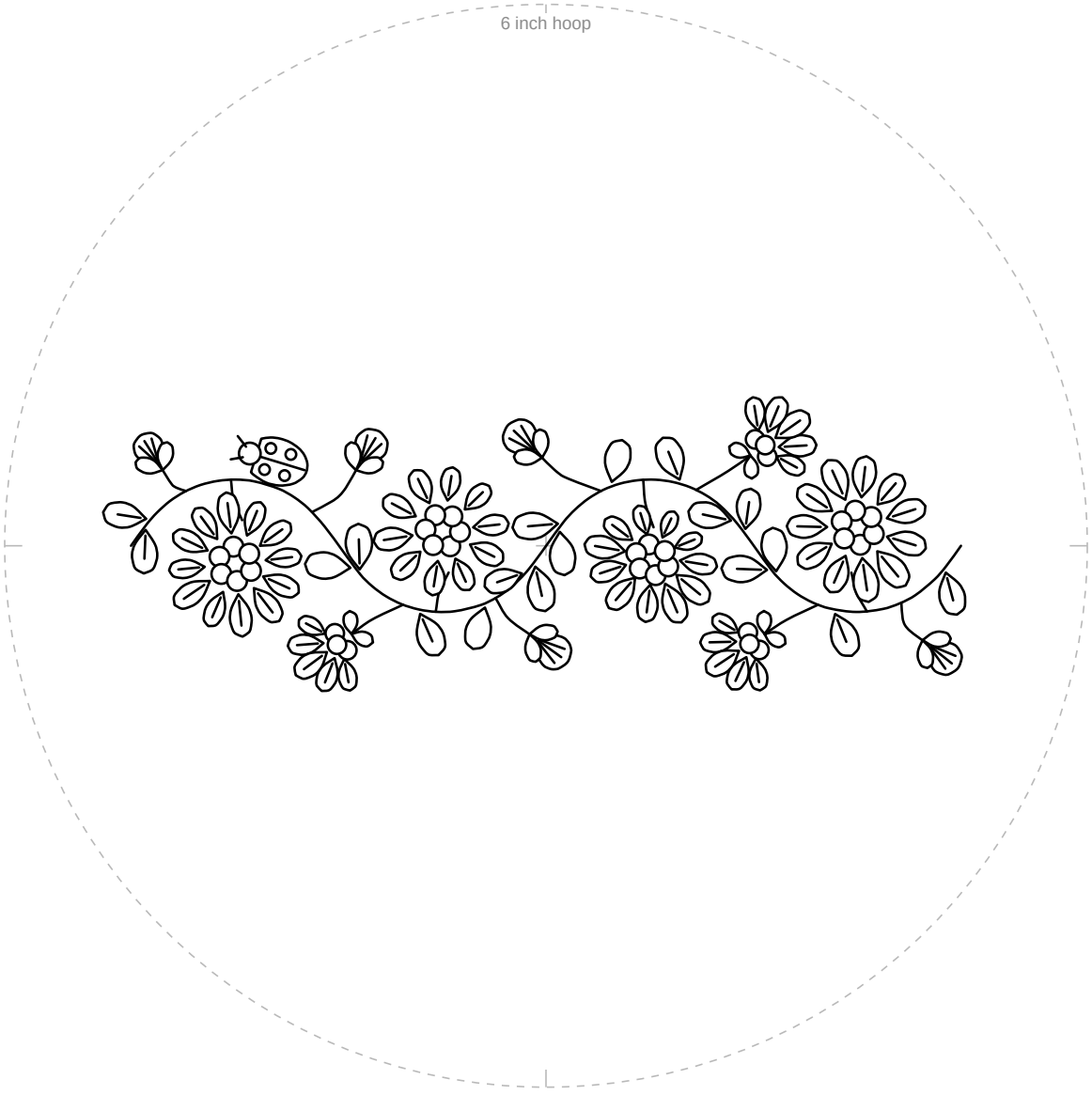

1 in
25.4 mm

Check square: 1 inch (25.4 mm) on each side.
If it measures anything else, print again at 100% with scaling off.

For your own stitching, gifts and handmade pieces you sell. Do not resell or share this PDF.