Easy descending dove in white

6 inch (15 cm) hoop, 3.9 × 4.7 in (9.9 × 11.9 cm)



Colors by number: page 2.
Fabric: blue cotton or linen.

Stitch in this order

Where a stitch page says otherwise, follow this list.

1. **Satin stitch**, 2 strands
   Short rays, tail root feathers, small wing feathers, bill, eye



2. **Chain stitch**, 2 strands
   Long rays



3. **Stem stitch**
   3 strands: gold ring
   2 strands: tail feathers, long wing feathers, wing edge, outline of the dove
   1 strand: eye ring

4. **Fly stitch**, 1 strand
   Feather veins



5. **Split stitch**, 3 strands
   Wing edge, breast and head

6. **Straight stitch**, 2 strands
   Eye highlight



7. **French knot**
   2 strands, two wraps
   Ray ends



Take out lines that still show, press face down, finish the hoop.

How to read it

Floss has six strands: cut 18 inches (45 cm), pull out the number named one at a time, and lay them together.

Start a filling with tiny stitches, a line with a small knot; end under stitches on the back.

Every stitch in pictures: flossfield.com/embroidery/stitches.

New to this: flossfield.com/embroidery/guides/how-to-start.

Onto the fabric

Fabric you can see through: page 3 taped to a sunny window, the fabric over it; trace.

Other fabric: dressmaker's carbon paper, colored side down, page 3 on top; trace with a ballpoint.

Iron-on pen: go over page 4, the mirrored page, and press it ink side down as the pen's packet says. The lines stay.

Then hoop it, inner ring under, tight as a drum.

Buy: 6 colors of floss (page 2), 2 skeins of DMC B5200; one of each other color (an estimate from the drawing's lines and shapes), an embroidery needle size 9, a 6 inch (15 cm) hoop, a 9 inch (23 cm) square of blue cotton or linen, a water-soluble pen.

For your own stitching, gifts and handmade pieces you sell. Do not resell or share this PDF or copies of it.

Easy descending dove in white

6 inch hoop

A number is a color of the list. Fine lines show which way the stitches lie: do not stitch them.



1	DMC 3821 Straw	**3**	DMC B5200 Snow White	**5**	DMC 318 Light Steel Gray
2	DMC 783 Medium Topaz	**4**	DMC 3753 Ultra Very Light Antique Bl...	**6**	DMC 413 Dark Pewter Gray

For your own stitching, gifts and handmade pieces you sell. Do not resell or share this PDF or copies of it.

Easy descending dove in white

6 inch hoop

Print at 100% and measure the square. Trace the black lines only. The gray ring is the hoop: fold the fabric in four and lay the folds on its ticks.
On the drawing a ring is one French knot: mark a dot.

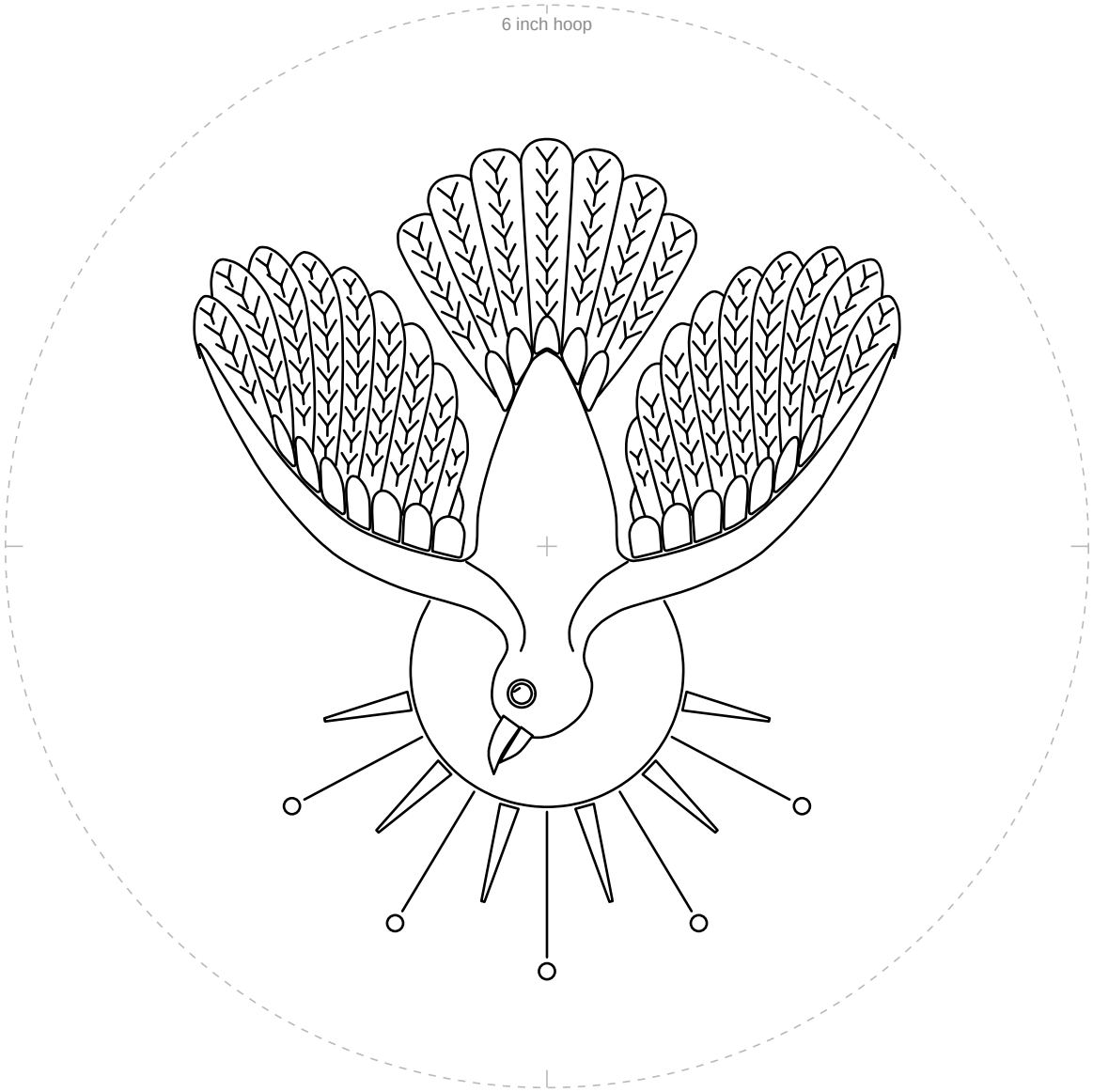

1 in
25.4 mm

Not 1 inch (25.4 mm)? Print again at 100%.

For your own stitching, gifts and handmade pieces you sell. Do not resell or share this PDF or copies of it.

Easy descending dove in white

6 inch hoop

For an iron-on pen only. Go over the lines, press ink side down.

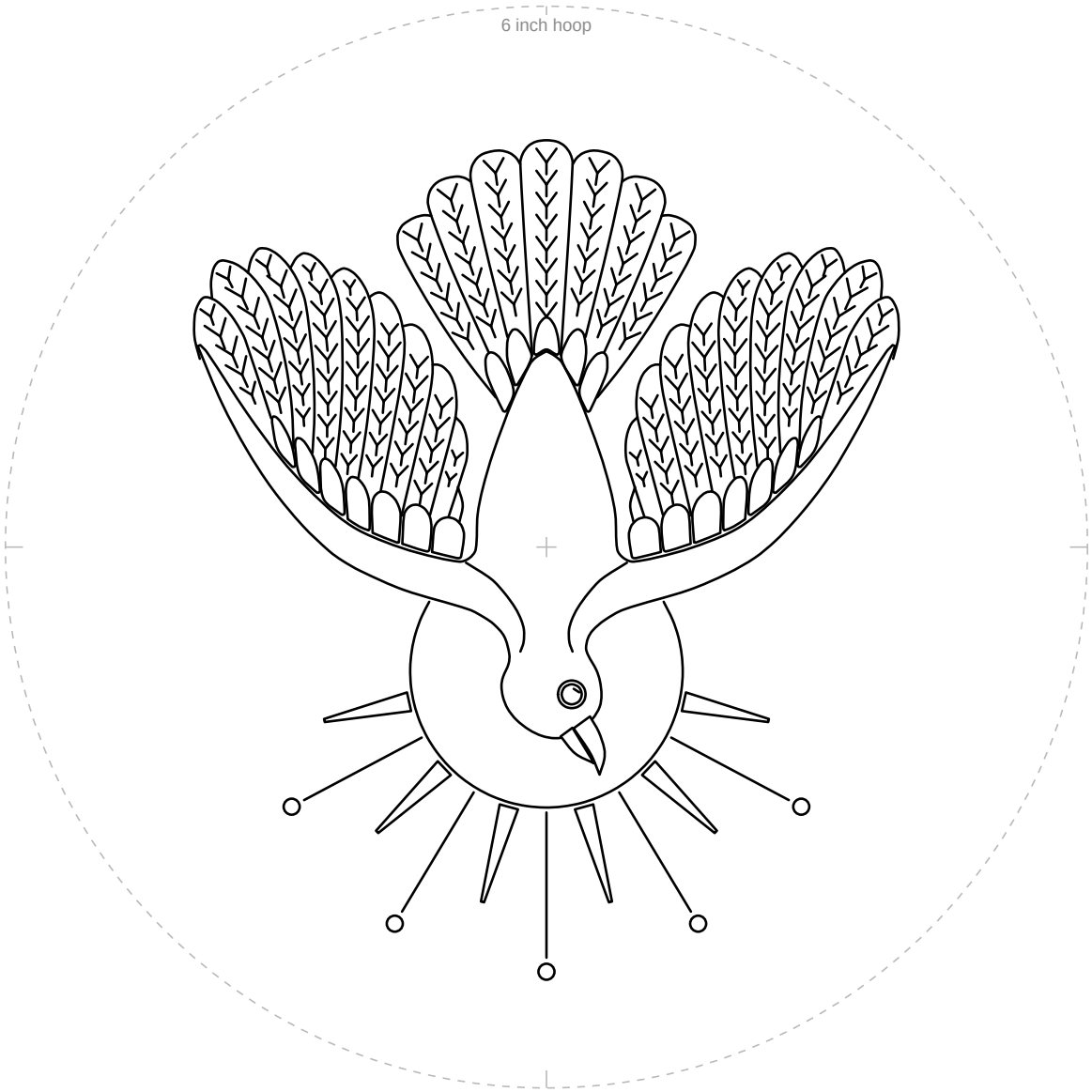

1 in
25.4 mm

Not 1 inch (25.4 mm)? Print again at 100%.

For your own stitching, gifts and handmade pieces you sell. Do not resell or share this PDF or copies of it.