Easy Japanese goldfish in ripples

Sized for a 6 inch hoop (15 cm). The stitched design is about 4.9 × 4.9 in (12.4 × 12.4 cm).



Which color goes where.

Three ways to transfer the pattern

1. **Fabric you can see through**
   Tape page 2 to a sunny window or lay it on a light box, tape the fabric over it and trace the lines with a sharp pencil or a water-soluble pen.
2. **Fabric you cannot see through**
   Lay dressmaker's carbon paper colored side down on the fabric with page 2 on top, tape the layers and trace the lines firmly with a ballpoint pen.
3. **Iron-on**
   Go over the lines of page 3, the mirrored page, with an iron-on transfer pen, lay it ink side down on the fabric and press with a dry iron.

Pages 2 and 3 are the pattern at actual size. Print them at 100% with scaling turned off.

Floss

- **DMC 598 Light Turquoise**
  Ripples (darker)
- **DMC BLANC White**
  Ripples (lighter), eye light
- **DMC 746 Off White**
  Tail, fins and scales (lightest), blossoms, side fin (lighter), head (light)
- **DMC 349 Dark Coral**
  Scales, tail and fins (darkest), head (dark), mouth and blossom hearts
- **DMC 946 Medium Burnt Orange**
  Tail, scales and fins (dark), head (middle), gill cover and scale edges (darker)
- **DMC 742 Light Tangerine**
  Tail, fins and scales (light), side fin (darker) and 3 more parts
- **DMC 939 Very Dark Navy Blue**
  Eye (darker)

Stitches

- **Running stitch**, 3 strands
  Ripples
- **Satin stitch**, 2 strands
  Blossoms, scales, head, gill cover, mouth, eye, side fin
- **French knot**, 2 strands, two wraps
  Blossom hearts
- **Stem stitch**, 2 to 3 strands
  Tail, fins, scale edges, gill cover, side fin
- **Straight stitch**, 3 strands
  Eye light

For your own stitching, gifts and handmade pieces you sell. Do not resell or share this PDF.

Easy Japanese goldfish in ripples

6 inch hoop

Print at 100% (actual size). Do not scale or fit to page. Check the square below with a ruler before you trace.



1 in
25.4 mm

Check square: 1 inch (25.4 mm) on each side.
If it measures anything else, print again at 100% with scaling off.

For your own stitching, gifts and handmade pieces you sell. Do not resell or share this PDF.

Easy Japanese goldfish in ripples

6 inch hoop

Mirrored. Trace this page with an iron-on transfer pen or pencil, then press it ink side down on the fabric.



1 in
25.4 mm

Check square: 1 inch (25.4 mm) on each side.
If it measures anything else, print again at 100% with scaling off.

For your own stitching, gifts and handmade pieces you sell. Do not resell or share this PDF.