Easy lace haunted house

Sized for a 6 inch hoop (15 cm). The stitched design is about 4.2 × 4.5 in (10.7 × 11.4 cm).



Which color goes where.

Three ways to transfer the pattern

1. **Fabric you can see through**
   Tape page 2 to a sunny window or lay it on a light box, tape the fabric over it and trace the lines with a sharp pencil or a water-soluble pen.
2. **Fabric you cannot see through**
   Lay dressmaker's carbon paper colored side down on the fabric with page 2 on top, tape the layers and trace the lines firmly with a ballpoint pen.
3. **Iron-on**
   Go over the lines of page 3, the mirrored page, with an iron-on transfer pen, lay it ink side down on the fabric and press with a dry iron.

Pages 2 and 3 are the pattern at actual size. Print them at 100% with scaling turned off.

Floss

- **DMC 341 Light Blue Violet**
  Wall net, web, net rail and spider thread, roof scallops (dark)
- **DMC 743 Medium Yellow**
  Windows, moon scallops, moon rim, moon picots and hem flowers and 3 more parts
- **DMC 3865 Winter White**
  Cornices, hem scallops, window frames and ground and 12 more parts
- **DMC 3747 Very Light Blue Violet**
  Roof scallops (middle)
- **DMC 721 Medium Orange Spice**
  Window heads and pumpkins
- **DMC 310 Black**
  Window bars, cat, bat ribs and door boards
- **DMC 3835 Medium Grape**
  Door, bat and pumpkin stems

Stitches

- **Back stitch**, 1 to 2 strands
  Web, moon scallops, wall net, net rail, lace trim, cresting, spider thread, spider legs
- **Chain stitch**, 4 strands
  Moon rim, corner posts
- **Lazy daisy stitch**, 2 strands
  Moon picots, hem flowers
- **Satin stitch**, 2 strands
  Tower tip, roof scallops, window heads, windows, window frames, sills, cornices, cat, door, door frame, pumpkins, ground, bat, spider
- **Straight stitch**, 1 to 6 strands
  Window bars, cresting, door boards, pumpkin stems, bat ribs
- **French knot**, 1 to 2 strands, two wraps
  Picots, cat eyes, door knob, finial, bat eyes, spider
- **Stem stitch**, 3 strands
  Roof edges, finial
- **Blanket stitch**, 2 strands
  Hem scallops

For your own stitching, gifts and handmade pieces you sell. Do not resell or share this PDF.

Easy lace haunted house

6 inch hoop

Print at 100% (actual size). Do not scale or fit to page. Check the square below with a ruler before you trace.



1 in
25.4 mm

Check square: 1 inch (25.4 mm) on each side.
If it measures anything else, print again at 100% with scaling off.

For your own stitching, gifts and handmade pieces you sell. Do not resell or share this PDF.

Easy lace haunted house

6 inch hoop

Mirrored. Trace this page with an iron-on transfer pen or pencil, then press it ink side down on the fabric.



1 in
25.4 mm

Check square: 1 inch (25.4 mm) on each side.
If it measures anything else, print again at 100% with scaling off.

For your own stitching, gifts and handmade pieces you sell. Do not resell or share this PDF.