Easy lace heart outline

Sized for a 6 inch hoop (15 cm). The stitched design is about 4.2 × 4 in (10.7 × 10.2 cm).



Which color goes where.

Three ways to transfer the pattern

1. **Fabric you can see through**
   Tape page 2 to a sunny window or lay it on a light box, tape the fabric over it and trace the lines with a sharp pencil or a water-soluble pen.
2. **Fabric you cannot see through**
   Lay dressmaker's carbon paper colored side down on the fabric with page 2 on top, tape the layers and trace the lines firmly with a ballpoint pen.
3. **Iron-on**
   Go over the lines of page 3, the mirrored page, with an iron-on transfer pen, lay it ink side down on the fabric and press with a dry iron.

Pages 2 and 3 are the pattern at actual size. Print them at 100% with scaling turned off.

Floss

- **DMC 712 Cream**
  Faggoting and fan spokes
- **DMC 3865 Winter White**
  Fan rims, heart cords, picot loops and valley knots, lace florets (darker)
- **DMC 3364 Pine Green**
  Ferny leaves, stems and bracts
- **DMC 3348 Light Yellow Green**
  Flower rays
- **DMC 3823 Ultra Pale Yellow**
  Lace florets (lighter)
- **DMC 3801 Very Dark Melon**
  Red florets

Stitches

- **Straight stitch**, 1 to 2 strands
  Fan spokes, faggoting, flower rays, lace florets, bracts
- **Stem stitch**, 3 strands
  Fan rims, heart cords, stems
- **Chain stitch**, 3 strands
  Heart cords
- **Lazy daisy stitch**, 2 strands
  Picot loops, lace florets
- **Colonial knot**, 3 strands, two wraps
  Valley knots
- **Fern stitch**, 2 strands
  Ferny leaves
- **French knot**, 2 strands, two wraps
  Red florets

For your own stitching, gifts and handmade pieces you sell. Do not resell or share this PDF.

Easy lace heart outline

6 inch hoop

Print at 100% (actual size). Do not scale or fit to page. Check the square below with a ruler before you trace.



1 in
25.4 mm

Check square: 1 inch (25.4 mm) on each side.
If it measures anything else, print again at 100% with scaling off.

For your own stitching, gifts and handmade pieces you sell. Do not resell or share this PDF.

Easy lace heart outline

6 inch hoop

Mirrored. Trace this page with an iron-on transfer pen or pencil, then press it ink side down on the fabric.



1 in
25.4 mm

Check square: 1 inch (25.4 mm) on each side.
If it measures anything else, print again at 100% with scaling off.

For your own stitching, gifts and handmade pieces you sell. Do not resell or share this PDF.