Easy lace swan

6 inch (15 cm) hoop, 4.2 × 4.2 in (10.7 × 10.7 cm)



A number is a row of the list.
Fabric: gray blue cotton or linen.

Stitch in this order

Where a stitch page says otherwise, follow this list.

1. **Back stitch**
   4 strands: head, neck and breast, head, neck and back, wing edge, tail, bill
   3 strands: lace scallops

2. **Straight stitch**, 4 strands
   Mask



3. **Running stitch**, 2 strands
   Lace heading, water

4. **Lazy daisy stitch**, 3 strands
   Lace fan



5. **French knot**
   2 strands, two wraps
   Scallop knots, fan knots, eye



Take out lines that still show, press face down, finish the hoop or sew a pillow.

Floss

DMC BLANC White
Lace fan, head, neck and breast, water, head, neck and back, lace scallops, wing edge, lace heading, scallop knots, tail and fan knots

DMC 741 Medium Tangerine
Bill

DMC 310 Black
Mask and eye

How to read it

Floss has six strands: cut 18 inches (45 cm), pull out the number named one at a time, and lay them together.

Start with a small knot on the back; end under a few stitches.

Every stitch in pictures: flossfield.com/embroidery/stitches.

New to this: flossfield.com/embroidery/guides/how-to-start.

Onto the fabric

Fabric you can see through: page 2 taped to a sunny window, the fabric over it; trace.

Other fabric: dressmaker's carbon paper, colored side down, page 2 on top; trace with a ballpoint.

Iron-on pen: go over page 3, the mirrored page, and press it ink side down as the pen's packet says. The lines stay.

Then hoop it, inner ring under, tight as a drum.

Buy: one skein of each color (an estimate from the drawing's lines and shapes), embroidery needles size 7, and size 5 for 4 strands, a 6 inch (15 cm) hoop, a 9 inch (23 cm) square of gray blue cotton or linen, a water-soluble pen.

For your own stitching, gifts and handmade pieces you sell. Do not resell or share this PDF or copies of it.

Easy lace swan

6 inch hoop

Print at 100% and measure the square. Trace the black lines only. The gray ring is the hoop: fold the fabric in four and lay the folds on its ticks.

On the drawing a ring is one French knot: mark a dot; a loop is one lazy daisy, begun at its point; a dashed line is running stitch.



1 in
25.4 mm

Not 1 inch (25.4 mm)? Print again at 100%.

For your own stitching, gifts and handmade pieces you sell. Do not resell or share this PDF or copies of it.

Easy lace swan

6 inch hoop

For an iron-on pen only. Go over the lines, press ink side down.



1 in
25.4 mm

Not 1 inch (25.4 mm)? Print again at 100%.

For your own stitching, gifts and handmade pieces you sell. Do not resell or share this PDF or copies of it.