Easy peacock feather wreath

Sized for a 6 inch hoop (15 cm). The stitched design is about 4.6 × 4.8 in (11.7 × 12.2 cm).



Which color goes where.

Three ways to transfer the pattern

1. **Fabric you can see through**
   Tape page 2 to a sunny window or lay it on a light box, tape the fabric over it and trace the lines with a sharp pencil or a water-soluble pen.
2. **Fabric you cannot see through**
   Lay dressmaker's carbon paper colored side down on the fabric with page 2 on top, tape the layers and trace the lines firmly with a ballpoint pen.
3. **Iron-on**
   Go over the lines of page 3, the mirrored page, with an iron-on transfer pen, lay it ink side down on the fabric and press with a dry iron.

Pages 2 and 3 are the pattern at actual size. Print them at 100% with scaling turned off.

Floss

- **DMC 3847 Dark Teal Green**
  Barbs (middle), eyes and crown barbs
- **DMC 470 Light Avocado Green**
  Barbs (light), ring, leaves (lighter)
- **DMC 3346 Hunter Green**
  Barbs (dark), shafts, leaves (darker)
- **DMC 783 Medium Topaz**
  Eye rings and flower hearts
- **DMC 336 Navy Blue**
  Eye hearts
- **DMC 351 Coral**
  Flowers (lighter)
- **DMC 347 Very Dark Salmon**
  Flowers (darker)

Stitches

- **Back stitch**, 3 strands
  Barbs
- **Straight stitch**, 2 to 3 strands
  Crown barbs, flowers
- **Stem stitch**, 3 to 4 strands
  Shafts, eye rings, ring
- **Satin stitch**, 2 strands
  Eyes, eye hearts
- **Split stitch**, 1 strand
  Eyes, eye hearts
- **Fishbone stitch**, 2 strands
  Leaves
- **Lazy daisy stitch**, 3 strands
  Flowers
- **French knot**, 2 strands, two wraps
  Flower hearts

For your own stitching, gifts and handmade pieces you sell. Do not resell or share this PDF or copies of it.

Easy peacock feather wreath

6 inch hoop

Print at 100% (actual size). Do not scale or fit to page. Check the square below with a ruler before you trace.



1 in
25.4 mm

Check square: 1 inch (25.4 mm) on each side.
If it measures anything else, print again at 100% with scaling off.

For your own stitching, gifts and handmade pieces you sell. Do not resell or share this PDF or copies of it.

Easy peacock feather wreath

6 inch hoop

Mirrored. Trace this page with an iron-on transfer pen or pencil, then press it ink side down on the fabric.



1 in
25.4 mm

Check square: 1 inch (25.4 mm) on each side.
If it measures anything else, print again at 100% with scaling off.

For your own stitching, gifts and handmade pieces you sell. Do not resell or share this PDF or copies of it.