Easy Scandinavian snowflake belt

Sized for a 6 inch hoop (15 cm). The stitched design is about 4.7 × 4 in (11.9 × 10.2 cm).



Which color goes where.

Floss

- **DMC BLANC White**
  Snow star (lighter), belt edge, snowflakes, frost arms and lacing eyelets
- **DMC 3755 Baby Blue**
  Snow star and snowflake hearts (darker), inner edge and frost drops
- **DMC 3822 Light Straw**
  Zigzag, frost knots, star heart and fir berries, snowflake hearts (lighter)
- **DMC 503 Medium Blue Green**
  Fir sprigs

Stitches

- **Chain stitch**, 4 strands
  Belt edge
- **Back stitch**, 2 to 3 strands
  Inner edge, zigzag
- **Satin stitch**, 2 strands
  Lacing eyelets, snow star, frost drops, star heart, snowflake hearts
- **Stem stitch**, 2 to 3 strands
  Frost arms, fir sprigs, snowflakes
- **Straight stitch**, 2 to 3 strands
  Frost arms, fir sprigs, snowflakes
- **French knot**, 2 strands, two wraps
  Frost knots, fir berries, snowflake hearts

Three ways to transfer the pattern

1. **Fabric you can see through**
   Tape page 2 to a sunny window or lay it on a light box, tape the fabric over it and trace the lines with a sharp pencil or a water-soluble pen.
2. **Fabric you cannot see through**
   Lay dressmaker’s carbon paper colored side down on the fabric with page 2 on top, tape the layers and trace the lines firmly with a ballpoint pen.
3. **Iron-on**
   Go over the lines of page 3, the mirrored page, with an iron-on transfer pen, lay it ink side down on the fabric and press with a dry iron.

Pages 2 and 3 are the pattern at actual size. Print them at 100% with scaling turned off.

For your own stitching, gifts and handmade pieces you sell. Do not resell or share this PDF or copies of it.

Easy Scandinavian snowflake belt

6 inch hoop

Print at 100% (actual size). Do not scale or fit to page. Check the square below with a ruler before you trace.



1 in
25.4 mm

Check square: 1 inch (25.4 mm) on each side.
If it measures anything else, print again at 100% with scaling off.

For your own stitching, gifts and handmade pieces you sell. Do not resell or share this PDF or copies of it.

Easy Scandinavian snowflake belt

6 inch hoop

Mirrored. Trace this page with an iron-on transfer pen or pencil, then press it ink side down on the fabric.



1 in
25.4 mm

Check square: 1 inch (25.4 mm) on each side.
If it measures anything else, print again at 100% with scaling off.

For your own stitching, gifts and handmade pieces you sell. Do not resell or share this PDF or copies of it.