Easy swirl waves bookmark

Sized for a 6 inch hoop (15 cm). The stitched design is about 2.1 × 4.6 in (5.3 × 11.7 cm).



Which color goes where.

Three ways to transfer the pattern

1. **Fabric you can see through**
   Tape page 2 to a sunny window or lay it on a light box, tape the fabric over it and trace the lines with a sharp pencil or a water-soluble pen.
2. **Fabric you cannot see through**
   Lay dressmaker's carbon paper colored side down on the fabric with page 2 on top, tape the layers and trace the lines firmly with a ballpoint pen.
3. **Iron-on**
   Go over the lines of page 3, the mirrored page, with an iron-on transfer pen, lay it ink side down on the fabric and press with a dry iron.

Pages 2 and 3 are the pattern at actual size. Print them at 100% with scaling turned off.

Floss

- **DMC 964 Light Seagreen**
  Frame (light), tall wave, middle wave and small wave (lightest), spray (darker)
- **DMC 3845 Medium Bright Turquoise**
  Tall wave, middle wave and small wave (light)
- **DMC 995 Dark Electric Blue**
  Frame, tall wave, middle wave and small wave (dark)
- **DMC 312 Very Dark Baby Blue**
  Small wave, tall wave and middle wave (darkest), eye (darker)
- **DMC 3865 Winter White**
  Foam lips, foam curls and gill, spray and eye (lighter)
- **DMC 3821 Straw**
  Sun, fins and sun rays
- **DMC 351 Coral**
  Frame (middle), fish

Stitches

- **Chain stitch**, 2 strands
  Tall wave, foam lips, middle wave, small wave, sun, frame
- **Split stitch**, 3 strands
  Foam curls
- **Straight stitch**, 3 strands
  Sun rays
- **French knot**, 1 to 2 strands, two wraps
  Spray, eye
- **Satin stitch**, 2 strands
  Fins, fish, eye
- **Back stitch**, 1 strand
  Gill
- **Running stitch**, 2 strands
  Frame
- **Stem stitch**, 2 strands
  Frame

For your own stitching, gifts and handmade pieces you sell. Do not resell or share this PDF.

Easy swirl waves bookmark

6 inch hoop

Print at 100% (actual size). Do not scale or fit to page. Check the square below with a ruler before you trace.



1 in
25.4 mm

Check square: 1 inch (25.4 mm) on each side.
If it measures anything else, print again at 100% with scaling off.

For your own stitching, gifts and handmade pieces you sell. Do not resell or share this PDF.

Easy swirl waves bookmark

6 inch hoop

Mirrored. Trace this page with an iron-on transfer pen or pencil, then press it ink side down on the fabric.



1 in
25.4 mm

Check square: 1 inch (25.4 mm) on each side.
If it measures anything else, print again at 100% with scaling off.

For your own stitching, gifts and handmade pieces you sell. Do not resell or share this PDF.