Easy Valentine bird with a love letter

6 inch (15 cm) hoop, 4.3 × 4.3 in (10.9 × 10.9 cm)



A number is a row of the list.

Floss

- **DMC 824 Very Dark Blue**
  Near wing, body, tail, far wing and eye
- **DMC 783 Medium Topaz**
  Bill
- **DMC 321 Red**
  Path, letter and heart seal

Stitch in this order

Where a stitch page says otherwise, follow this list.

1. **Back stitch**, 4 strands
   Body, tail, near wing, far wing, bill, letter, heart seal
2. **Running stitch**, 4 strands
   Path
3. **French knot**
   2 strands, two wraps
   Eye

Take out lines that still show, press face down, finish the hoop or sew a pillow.

How to read it

Floss has six strands: cut 18 inches (45 cm), pull out the number named one at a time, and lay them together.

Start with a small knot on the back; end under a few stitches.

Every stitch in pictures: flossfield.com/embroidery/stitches.

New to this: flossfield.com/embroidery/guides/how-to-start.

Onto the fabric

Fabric you can see through: page 2 taped to a sunny window, the fabric over it; trace.

Other fabric: dressmaker's carbon paper, colored side down, page 2 on top; trace with a ballpoint.

Iron-on pen: go over page 3, the mirrored page, and press it ink side down as the pen's packet says. The lines stay.

Then hoop it, inner ring under, tight as a drum.

Buy: one skein of each color (an estimate from the drawing's lines and shapes), embroidery needles size 7, and size 5 for 4 strands, a 6 inch (15 cm) hoop, a 9 inch (23 cm) square of white or light cotton or linen, a water-soluble pen.

For your own stitching, gifts and handmade pieces you sell. Do not resell or share this PDF or copies of it.

Easy Valentine bird with a love letter

6 inch hoop

Print at 100% and measure the square. Trace the black lines only. The gray ring is the hoop: fold the fabric in four and lay the folds on its ticks.
On the drawing a ring is one French knot: mark a dot; a dashed line is running stitch.



1 in
25.4 mm

Not 1 inch (25.4 mm)? Print again at 100%.

For your own stitching, gifts and handmade pieces you sell. Do not resell or share this PDF or copies of it.

Easy Valentine bird with a love letter

6 inch hoop

For an iron-on pen only. Go over the lines, press ink side down.



1 in
25.4 mm

Not 1 inch (25.4 mm)? Print again at 100%.

For your own stitching, gifts and handmade pieces you sell. Do not resell or share this PDF or copies of it.