Easy vintage key with a ribbon

Sized for a 6 inch hoop (15 cm). The stitched design is about 3.2 × 4.9 in (8.1 × 12.4 cm).



Which color goes where.

Floss

- **DMC 3363 Medium Pine Green**
  Leaves and sprig stems
- **DMC 3687 Mauve**
  Rosebuds
- **DMC 931 Medium Antique Blue**
  Ribbon backs, ribbon edges and folds, loop through the handle (darker)
- **DMC 3752 Very Light Antique Blue**
  Ribbon and knot, loop through the handle (lighter)
- **DMC 783 Medium Topaz**
  Handle, collars, shaft and scrolls (darker), bit
- **DMC 3822 Light Straw**
  Handle, shaft, collars and scrolls (lighter), crest in the handle
- **DMC 780 Ultra Very Dark Topaz**
  Key outline

Stitches

- **Stem stitch**, 2 strands
  Sprig stems, ribbon edges, key outline
- **Fishbone stitch**, 2 strands
  Leaves, ribbon backs
- **Straight stitch**, 2 strands
  Sprig stems, folds
- **French knot**, 3 strands, two wraps
  Rosebuds
- **Satin stitch**, 2 strands
  Loop through the handle, ribbon backs, ribbon, handle, scrolls, bit, shaft, collars, crest in the handle, knot

Three ways to transfer the pattern

1. **Fabric you can see through**
   Tape page 2 to a sunny window or lay it on a light box, tape the fabric over it and trace the lines with a sharp pencil or a water-soluble pen.
2. **Fabric you cannot see through**
   Lay dressmaker’s carbon paper colored side down on the fabric with page 2 on top, tape the layers and trace the lines firmly with a ballpoint pen.
3. **Iron-on**
   Go over the lines of page 3, the mirrored page, with an iron-on transfer pen, lay it ink side down on the fabric and press with a dry iron.

Pages 2 and 3 are the pattern at actual size. Print them at 100% with scaling turned off.

For your own stitching, gifts and handmade pieces you sell. Do not resell or share this PDF or copies of it.

Easy vintage key with a ribbon

6 inch hoop

Print at 100% (actual size). Do not scale or fit to page. Check the square below with a ruler before you trace.



1 in
25.4 mm

Check square: 1 inch (25.4 mm) on each side.
If it measures anything else, print again at 100% with scaling off.

For your own stitching, gifts and handmade pieces you sell. Do not resell or share this PDF or copies of it.

Easy vintage key with a ribbon

6 inch hoop

Mirrored. Trace this page with an iron-on transfer pen or pencil, then press it ink side down on the fabric.



1 in
25.4 mm

Check square: 1 inch (25.4 mm) on each side.
If it measures anything else, print again at 100% with scaling off.

For your own stitching, gifts and handmade pieces you sell. Do not resell or share this PDF or copies of it.