Easy vintage key with a ribbon

Sized for a 6 inch hoop (15 cm). The stitched design is about 3.2 × 4.9 in (8.1 × 12.4 cm).



Which color goes where.

Floss

- **DMC 3363 Medium Pine Green**
  Leaves and sprig stems
- **DMC 3687 Mauve**
  Rosebuds
- **DMC 931 Medium Antique Blue**
  Ribbon backs, ribbon edges and folds, loop through the handle (darker)
- **DMC 3752 Very Light Antique Blue**
  Ribbon and knot, loop through the handle (lighter)
- **DMC 783 Medium Topaz**
  Handle, collars, shaft and scrolls (darker), bit
- **DMC 3822 Light Straw**
  Handle, shaft, collars and scrolls (lighter), crest in the handle
- **DMC 780 Ultra Very Dark Topaz**
  Key outline

Three ways to transfer the pattern

1. **Fabric you can see through**
   Tape page 2 to a sunny window or lay it on a light box, tape the fabric over it and trace the lines with a sharp pencil or a water-soluble pen.
2. **Fabric you cannot see through**
   Lay dressmaker's carbon paper colored side down on the fabric with page 2 on top, tape the layers and trace the lines firmly with a ballpoint pen.
3. **Iron-on**
   Go over the lines of page 3, the mirrored page, with an iron-on transfer pen, lay it ink side down on the fabric and press with a dry iron.

Pages 2 and 3 are the pattern at actual size. Print them at 100% with scaling turned off.

Stitches

- **Stem stitch**, 2 strands
  Sprig stems, ribbon edges, key outline
- **Fishbone stitch**, 2 strands
  Leaves, ribbon backs
- **Straight stitch**, 2 strands
  Sprig stems, folds
- **French knot**, 3 strands, two wraps
  Rosebuds
- **Satin stitch**, 2 strands
  Loop through the handle, ribbon backs, ribbon, handle, scrolls, bit, shaft, collars, crest in the handle, knot

For your own stitching, gifts and handmade pieces you sell. Do not resell or share this PDF or copies of it.

Easy vintage key with a ribbon

6 inch hoop

Print at 100% (actual size). Do not scale or fit to page. Check the square below with a ruler before you trace.



1 in
25.4 mm

Check square: 1 inch (25.4 mm) on each side.
If it measures anything else, print again at 100% with scaling off.

For your own stitching, gifts and handmade pieces you sell. Do not resell or share this PDF or copies of it.

Easy vintage key with a ribbon

6 inch hoop

Mirrored. Trace this page with an iron-on transfer pen or pencil, then press it ink side down on the fabric.



1 in
25.4 mm

Check square: 1 inch (25.4 mm) on each side.
If it measures anything else, print again at 100% with scaling off.

For your own stitching, gifts and handmade pieces you sell. Do not resell or share this PDF or copies of it.