Emerald jewel beetle

Sized for a 6 inch hoop (15 cm). The stitched design is about 4.7 × 4.4 in (11.9 × 11.2 cm).



Which color goes where.

Stitches

- **Whipped back stitch**, 2 strands
  Feet, shins
- **Straight stitch**, 1 to 2 strands
  Feet, feelers, eye light
- **Satin stitch**, 2 strands
  Shins, thighs, body, outer facets, copper flash, middle facets, inner facets, jaws, head ridge, gold setting, emerald facets, and 2 more
- **French knot**, 2 strands, two wraps
  Joints
- **Trellis stitch**, 1 strand
  Wing trellis
- **Fly stitch**, 1 strand
  Wing fly stitches
- **Stem stitch**, 1 to 4 strands
  Wing veins, wing edge, wing front, feelers
- **Split stitch**, 1 to 3 strands
  Body rings, body edge, gold edge, copper ridges
- **Padded satin stitch**, 2 strands
  Table facets, head, eyes, gold claws

Floss

- **DMC 500 Very Dark Blue Green**
  Head and outer facets (darkest), thighs (dark), body rings and feelers and 6 more parts
- **DMC 3721 Dark Shell Pink**
  Body and copper flash (dark), joints, feet (lighter)
- **DMC 3818 Ultra Very Dark Emerald Green**
  Emerald facets and outer facets (dark), shins and thighs (middle) and 2 more parts
- **DMC 356 Medium Terra Cotta**
  Body and shins (light), copper flash (middle), head ridge
- **DMC 909 Very Dark Emerald Green**
  Thighs, inner facets and outer facets (light) and 3 more parts
- **DMC 926 Medium Gray Green**
  Wing trellis (darker), wing fly stitches
- **DMC 3865 Winter White**
  Wing trellis (lighter), eye light
- **DMC 3847 Dark Teal Green**
  Wing veins and wing edge
- **DMC 780 Ultra Very Dark Topaz**
  Gold setting (dark), wing front
- **DMC 221 Very Dark Shell Pink**
  Body (darkest), body edge and eyes
- **DMC 3778 Light Terra Cotta**
  Body (lightest), copper flash (light), copper ridges
- **DMC 911 Medium Emerald Green**
  Middle facets (middle light), outer facets (lightest) and 4 more parts
- **DMC 955 Light Nile Green**
  Table facets (light), emerald facets (lightest) and 3 more parts
- **DMC 913 Medium Nile Green**
  Table facets (middle), middle facets and emerald facets (light), head (lightest)
- **DMC 782 Dark Topaz**
  Gold edge, gold setting (middle)
- **DMC 3820 Dark Straw**
  Gold setting (light), gold claws

Three ways to transfer the pattern

1. **Fabric you can see through**
   Tape page 2 to a sunny window or lay it on a light box, tape the fabric over it and trace the lines with a sharp pencil or a water-soluble pen.
2. **Fabric you cannot see through**
   Lay dressmaker's carbon paper colored side down on the fabric with page 2 on top, tape the layers and trace the lines firmly with a ballpoint pen.
3. **Iron-on**
   Go over the lines of page 3, the mirrored page, with an iron-on transfer pen, lay it ink side down on the fabric and press with a dry iron.

Pages 2 and 3 are the pattern at actual size. Print them at 100% with scaling turned off.

For your own stitching, gifts and handmade pieces you sell. Do not resell or share this PDF.

Emerald jewel beetle

6 inch hoop

Print at 100% (actual size). Do not scale or fit to page. Check the square below with a ruler before you trace.



1 in
25.4 mm

Check square: 1 inch (25.4 mm) on each side.
If it measures anything else, print again at 100% with scaling off.

For your own stitching, gifts and handmade pieces you sell. Do not resell or share this PDF.

Emerald jewel beetle

6 inch hoop

Mirrored. Trace this page with an iron-on transfer pen or pencil, then press it ink side down on the fabric.



1 in
25.4 mm

Check square: 1 inch (25.4 mm) on each side.
If it measures anything else, print again at 100% with scaling off.

For your own stitching, gifts and handmade pieces you sell. Do not resell or share this PDF.