Snowy Fair Isle sweater yoke

Sized for a 6 inch hoop (15 cm). The stitched design is about 4.9 × 4.9 in (12.4 × 12.4 cm).



Which color goes where.

Floss

- **DMC 3865 Winter White**
  Snow stars and neck ribs (lighter), firs (light), snow caps and 3 more parts
- **DMC 318 Light Steel Gray**
  Peaks (middle), firs (dark), ground line and small diamonds and 3 more parts
- **DMC 3841 Pale Baby Blue**
  Tiny diamonds (darker), snow
- **DMC 3831 Dark Raspberry**
  Cranberry ring and star hearts
- **DMC 3755 Baby Blue**
  Snow stars (darker), peaks (light), firs and fir trunks (middle)
- **DMC 322 Dark Baby Blue**
  Peaks (dark)

Stitches

- **Chain stitch**, 2 strands
  Neck edge
- **Satin stitch**, 2 strands
  Neck ribs, tiny diamonds, cranberry ring, snow stars, small diamonds, fir trunks, firs, peaks, snow caps
- **Straight stitch**, 3 strands
  Neck ribs
- **French knot**, 2 strands, two wraps
  Diamond knots, star hearts, snow
- **Stem stitch**, 2 strands
  Ground line

Three ways to transfer the pattern

1. **Fabric you can see through**
   Tape page 2 to a sunny window or lay it on a light box, tape the fabric over it and trace the lines with a sharp pencil or a water-soluble pen.
2. **Fabric you cannot see through**
   Lay dressmaker’s carbon paper colored side down on the fabric with page 2 on top, tape the layers and trace the lines firmly with a ballpoint pen.
3. **Iron-on**
   Go over the lines of page 3, the mirrored page, with an iron-on transfer pen, lay it ink side down on the fabric and press with a dry iron.

Pages 2 and 3 are the pattern at actual size. Print them at 100% with scaling turned off.

For your own stitching, gifts and handmade pieces you sell. Do not resell or share this PDF or copies of it.

Snowy Fair Isle sweater yoke

6 inch hoop

Print at 100% (actual size). Do not scale or fit to page. Check the square below with a ruler before you trace.



1 in
25.4 mm

Check square: 1 inch (25.4 mm) on each side.
If it measures anything else, print again at 100% with scaling off.

For your own stitching, gifts and handmade pieces you sell. Do not resell or share this PDF or copies of it.

Snowy Fair Isle sweater yoke

6 inch hoop

Mirrored. Trace this page with an iron-on transfer pen or pencil, then press it ink side down on the fabric.



1 in
25.4 mm

Check square: 1 inch (25.4 mm) on each side.
If it measures anything else, print again at 100% with scaling off.

For your own stitching, gifts and handmade pieces you sell. Do not resell or share this PDF or copies of it.