Feminist symbol with 70s flowers

Sized for a 6 inch hoop (15 cm). The stitched design is about 2.5 × 4 in (6.4 × 10.2 cm).



Which color goes where.

Three ways to transfer the pattern

1. **Fabric you can see through**
   Tape page 2 to a sunny window or lay it on a light box, tape the fabric over it and trace the lines with a sharp pencil or a water-soluble pen.
2. **Fabric you cannot see through**
   Lay dressmaker's carbon paper colored side down on the fabric with page 2 on top, tape the layers and trace the lines firmly with a ballpoint pen.
3. **Iron-on**
   Go over the lines of page 3, the mirrored page, with an iron-on transfer pen, lay it ink side down on the fabric and press with a dry iron.

Pages 2 and 3 are the pattern at actual size. Print them at 100% with scaling turned off.

Floss

- **DMC 921 Copper**
  Outer row, daisy petals and petal loops (dark), heart knots (darker)
- **DMC 3820 Dark Straw**
  Middle row, daisy hearts and bud (darker)
- **DMC 712 Cream**
  Daisy petals and petal loops (light), inner row, daisy hearts (lighter)
- **DMC 471 Very Light Avocado Green**
  Leaves, stem and bud cup
- **DMC 3854 Medium Autumn Gold**
  Daisy petals and petal loops (middle), bud (lighter)
- **DMC 3811 Very Light Turquoise**
  Heart knots (lighter)

Stitches

- **Chain stitch**, 3 strands
  Outer row, middle row, inner row
- **Stem stitch**, 3 to 5 strands
  Stem
- **Fishbone stitch**, 2 strands
  Leaves
- **Lazy daisy stitch**, 2 to 3 strands
  Bud, petal loops
- **Straight stitch**, 2 strands
  Bud
- **Satin stitch**, 2 strands
  Bud cup, daisy petals, daisy hearts
- **French knot**, 2 strands, two wraps
  Heart knots

For your own stitching, gifts and handmade pieces you sell. Do not resell or share this PDF or copies of it.

Feminist symbol with 70s flowers

6 inch hoop

Print at 100% (actual size). Do not scale or fit to page. Check the square below with a ruler before you trace.



1 in
25.4 mm

Check square: 1 inch (25.4 mm) on each side.
If it measures anything else, print again at 100% with scaling off.

For your own stitching, gifts and handmade pieces you sell. Do not resell or share this PDF or copies of it.

Feminist symbol with 70s flowers

6 inch hoop

Mirrored. Trace this page with an iron-on transfer pen or pencil, then press it ink side down on the fabric.



1 in
25.4 mm

Check square: 1 inch (25.4 mm) on each side.
If it measures anything else, print again at 100% with scaling off.

For your own stitching, gifts and handmade pieces you sell. Do not resell or share this PDF or copies of it.