Fidget spinner

6 inch (15 cm) hoop, 4.5 × 4.4 in (11.4 × 11.2 cm)

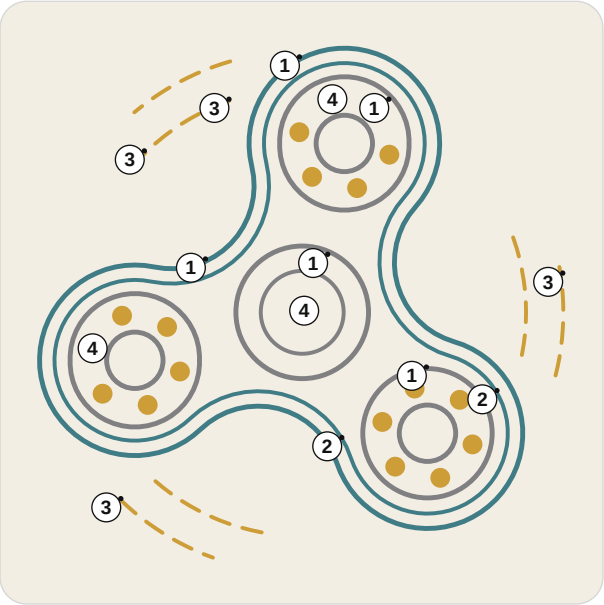

A number is a row of the list.

Floss

- **DMC 3809 Very Dark Turquoise**
  Body and rim line
- **DMC 414 Dark Steel Gray**
  Bearings in the lobes, finger cap, ring on the finger cap and middle of the cap
- **DMC 3852 Very Dark Straw**
  Balls in the bearings and trailing lines

Stitch in this order

Where a stitch page says otherwise, follow this list.

1. **Stem stitch**, 2 or 3 strands
   Body, bearings in the lobes, finger cap
2. **Back stitch**, 2 strands
   Rim line, ring on the finger cap
3. **Running stitch**, 3 strands
   Trailing lines
4. **French knot**
   2 strands, two wraps
   Balls in the bearings, middle of the cap

Take out lines that still show, press face down, finish the hoop.

How to read it

Floss has six strands: cut 18 inches (45 cm), pull out the number named one at a time, and lay them together.

Start with a small knot on the back; end under a few stitches.

Every stitch in pictures: flossfield.com/embroidery/stitches.

New to this: flossfield.com/embroidery/guides/how-to-start.

Onto the fabric

Fabric you can see through: page 2 taped to a sunny window, the fabric over it; trace.

Other fabric: dressmaker's carbon paper, colored side down, page 2 on top; trace with a ballpoint.

Iron-on pen: go over page 3, the mirrored page, and press it ink side down as the pen's packet says. The lines stay.

Then hoop it, inner ring under, tight as a drum.

Buy: one skein of each color (an estimate from the drawing's lines and shapes), an embroidery needle size 7, a 6 inch (15 cm) hoop, a 9 inch (23 cm) square of white or light cotton or linen, a water-soluble pen.

For your own stitching, gifts and handmade pieces you sell. Do not resell or share this PDF or copies of it.

Fidget spinner

6 inch hoop

Print at 100% and measure the square. Trace the black lines only. The gray ring is the hoop: fold the fabric in four and lay the folds on its ticks.
On the drawing a ring is one French knot: mark a dot; a dashed line is running stitch.

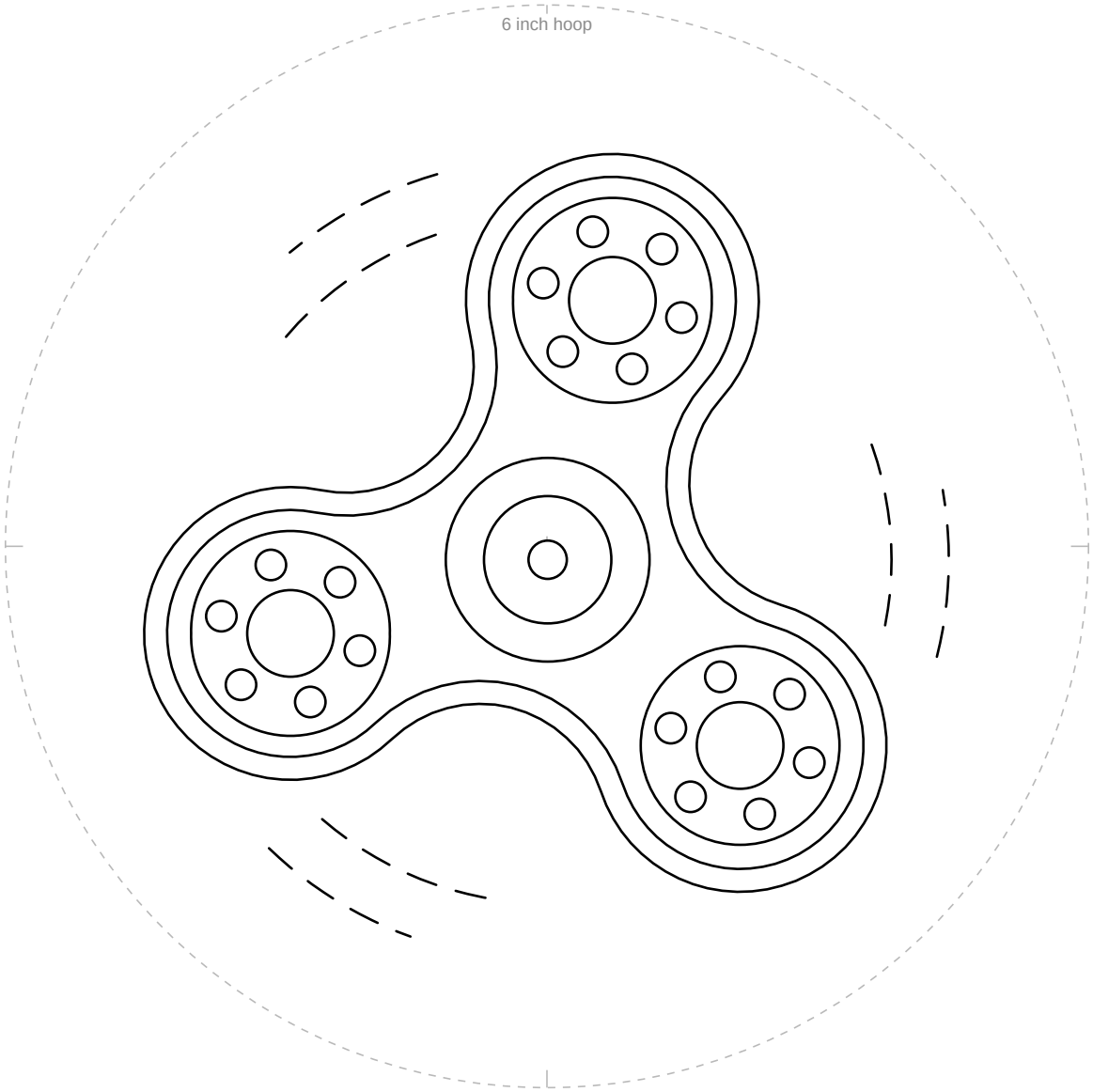

1 in
25.4 mm

Not 1 inch (25.4 mm)? Print again at 100%.

For your own stitching, gifts and handmade pieces you sell. Do not resell or share this PDF or copies of it.

Fidget spinner

6 inch hoop

For an iron-on pen only. Go over the lines, press ink side down.

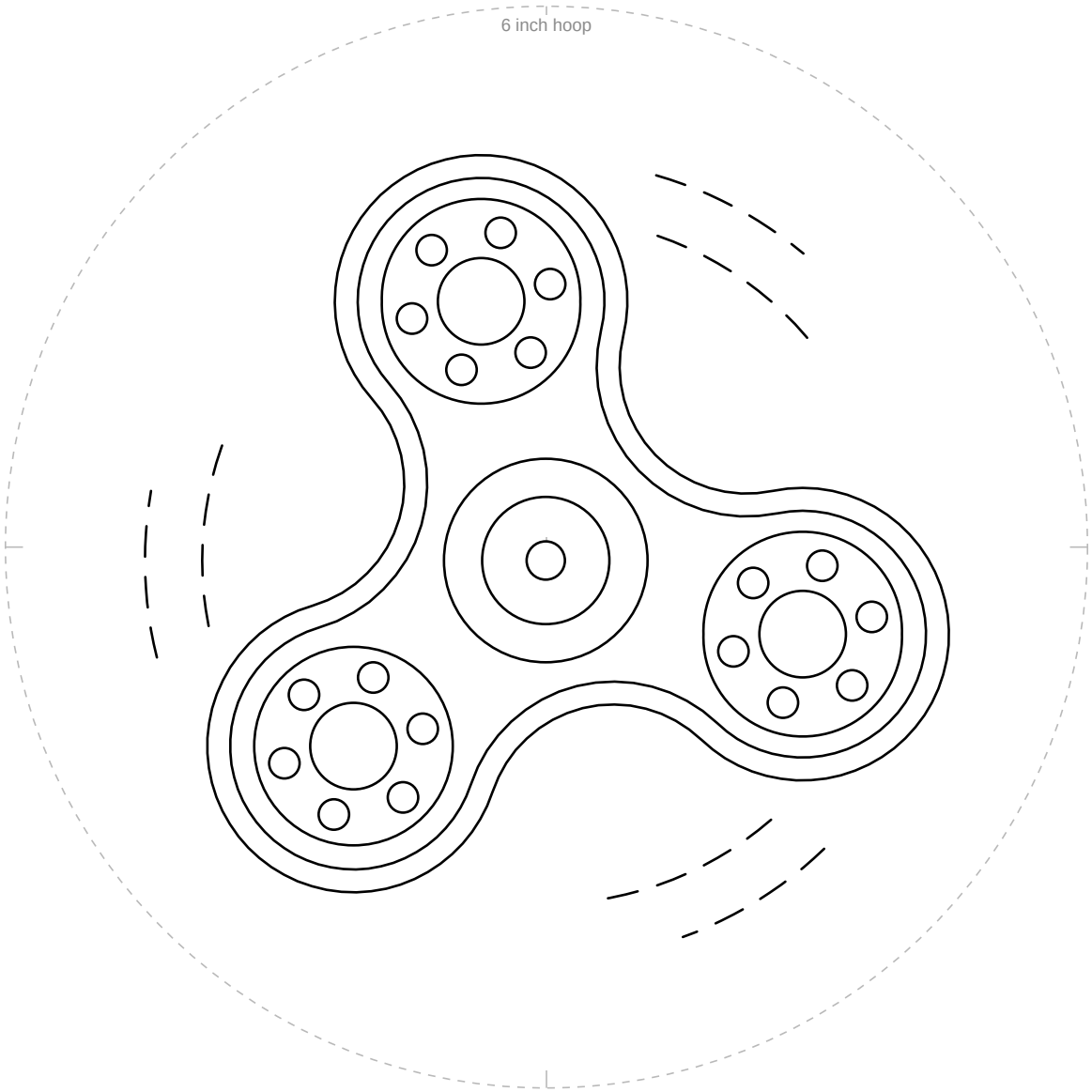

1 in
25.4 mm

Not 1 inch (25.4 mm)? Print again at 100%.

For your own stitching, gifts and handmade pieces you sell. Do not resell or share this PDF or copies of it.