Field of flowers at sunset

Sized for a 6 inch hoop (15 cm). The stitched design is about 4.7 × 4.7 in (11.9 × 11.9 cm).



Which color goes where.

Stitches

- **Long and short stitch**, 1 strand
  Sky, clouds, far hill, near hill, far field, grass path, near grass, near poppies
- **Satin stitch**, 2 strands
  Sun, oak trunk, poppies in the field, cornflower cups, near cornflowers, near daisies, poppy hearts
- **Stem stitch**, 1 to 3 strands
  Oak limbs, stems, grass blades, rim
- **French knot**, 1 to 2 strands, two wraps
  Oak leaves, poppies far off, daisies far off, cornflowers far off, daisies in the field, and 4 more
- **Straight stitch**, 1 to 3 strands
  Oak shade, daisies in the field, cornflowers in the field, cornflower cups, near cornflowers, and 4 more
- **Fishbone stitch**, 2 strands
  Leaves
- **Split stitch**, 1 strand
  Petal edges

Three ways to transfer the pattern

1. **Fabric you can see through**
   Tape page 2 to a sunny window or lay it on a light box, tape the fabric over it and trace the lines with a sharp pencil or a water-soluble pen.
2. **Fabric you cannot see through**
   Lay dressmaker's carbon paper colored side down on the fabric with page 2 on top, tape the layers and trace the lines firmly with a ballpoint pen.
3. **Iron-on**
   Go over the lines of page 3, the mirrored page, with an iron-on transfer pen, lay it ink side down on the fabric and press with a dry iron.

Pages 2 and 3 are the pattern at actual size. Print them at 100% with scaling turned off.

Floss

- **DMC 3823 Ultra Pale Yellow** Sky (lightest)
- **DMC 3042 Light Antique Violet**
  Sky and clouds (darkest), daisy shading, cornflower hearts (lighter)
- **DMC 3743 Very Light Antique Violet**
  Sky and clouds (dark), far hill (lighter), near daisies (darker)
- **DMC 3779 Very Light Rosewood**
  Sky (middle), clouds (light)
- **DMC 3856 Ultra Very Light Mahogany**
  Sky (light), clouds (lightest)
- **DMC 3820 Dark Straw**
  Sun, daisy hearts (lighter), daisies in the field (darker)
- **DMC 932 Light Antique Blue**
  Far hill (darker), near hill (lighter)
- **DMC 931 Medium Antique Blue** Near hill (darker)
- **DMC 3362 Dark Pine Green**
  Far field and oak leaves (dark), near grass (middle), stems (darker)
- **DMC 934 Black Avocado Green**
  Near grass (dark), far field and oak leaves (darkest) and 2 more parts
- **DMC 3363 Medium Pine Green**
  Far field (middle), near grass and oak leaves (light) and 3 more parts
- **DMC 3364 Pine Green**
  Far field (light), stems and leaves (lighter) and 3 more parts
- **DMC 3013 Light Khaki Green**
  Far field (lightest), grass path (lighter) and 2 more parts
- **DMC 3371 Black Brown**
  Rim, poppy stamens, oak trunk and oak limbs, poppy hearts (darker)
- **DMC 350 Medium Coral**
  Near poppies (middle), poppies far off
- **DMC 3865 Winter White**
  Near daisies and daisies in the field (lighter), daisies far off
- **DMC 793 Medium Cornflower Blue**
  Near cornflowers (middle), cornflowers far off and 1 more part
- **DMC 352 Light Coral**
  Near poppies (light), poppies in the field (lighter)
- **DMC 817 Very Dark Coral Red**
  Near poppies (dark), poppies in the field (darker)
- **DMC 791 Very Dark Cornflower Blue**
  Near cornflowers (dark), cornflower hearts (darker) and 1 more part
- **DMC 794 Light Cornflower Blue** Near cornflowers (light)
- **DMC 3341 Apricot** Petal edges, near poppies (lightest)
- **DMC 815 Medium Garnet**
  Near poppies (darkest), petal folds
- **DMC 782 Dark Topaz** Daisy hearts (darker)

For your own stitching, gifts and handmade pieces you sell. Do not resell or share this PDF or copies of it.

Field of flowers at sunset

6 inch hoop

Print at 100% (actual size). Do not scale or fit to page. Check the square below with a ruler before you trace.



1 in
25.4 mm

Check square: 1 inch (25.4 mm) on each side.
If it measures anything else, print again at 100% with scaling off.

For your own stitching, gifts and handmade pieces you sell. Do not resell or share this PDF or copies of it.

Field of flowers at sunset

6 inch hoop

Mirrored. Trace this page with an iron-on transfer pen or pencil, then press it ink side down on the fabric.



1 in
25.4 mm

Check square: 1 inch (25.4 mm) on each side.
If it measures anything else, print again at 100% with scaling off.

For your own stitching, gifts and handmade pieces you sell. Do not resell or share this PDF or copies of it.