Filigree seashell monogram frame

Sized for a 6 inch hoop (15 cm). The stitched design is about 4.1 × 4.7 in (10.4 × 11.9 cm).



Which color goes where.

Three ways to transfer the pattern

1. **Fabric you can see through**
   Tape page 2 to a sunny window or lay it on a light box, tape the fabric over it and trace the lines with a sharp pencil or a water-soluble pen.
2. **Fabric you cannot see through**
   Lay dressmaker's carbon paper colored side down on the fabric with page 2 on top, tape the layers and trace the lines firmly with a ballpoint pen.
3. **Iron-on**
   Go over the lines of page 3, the mirrored page, with an iron-on transfer pen, lay it ink side down on the fabric and press with a dry iron.

Pages 2 and 3 are the pattern at actual size. Print them at 100% with scaling turned off.

Floss

- **DMC 729 Medium Old Gold**
  Great scrolls (lighter), small scrolls and inner oval (darker)
- **DMC 3822 Light Straw**
  Small scrolls and inner oval (lighter), lace loops and snail edge and 3 more parts
- **DMC 712 Cream**
  Scallop (lightest), pearls, seed pearls and garnet light
- **DMC 782 Dark Topaz**
  Great scrolls (darker)
- **DMC 3774 Very Light Desert Sand**
  Scallop and crest fan (light), moon snails (lighter), scallop wings
- **DMC 950 Light Desert Sand**
  Moon snails (darker), scallop (dark), crest fan (middle)
- **DMC 407 Dark Desert Sand**
  Scallop (darkest), snail mouths, crest fan (dark)
- **DMC 304 Medium Red**
  Garnet drop

Stitches

- **Whipped back stitch**, 1 to 2 strands
  Inner oval, small scrolls
- **French knot**, 1 to 2 strands, two wraps
  Seed pearls, pearls
- **Stem stitch**, 1 to 2 strands
  Tendrils, snail edge, garnet setting
- **Couching**, 4 strands
  Great scrolls
- **Lazy daisy stitch**, 1 strand
  Lace loops
- **Satin stitch**, 2 strands
  Gold leaves, moon snails, snail mouths, scallop wings
- **Padded satin stitch**, 2 strands
  Scallop, crest fan, garnet drop
- **Straight stitch**, 1 strand
  Garnet light

For your own stitching, gifts and handmade pieces you sell. Do not resell or share this PDF.

Filigree seashell monogram frame

6 inch hoop

Print at 100% (actual size). Do not scale or fit to page. Check the square below with a ruler before you trace.



1 in
25.4 mm

Check square: 1 inch (25.4 mm) on each side.
If it measures anything else, print again at 100% with scaling off.

For your own stitching, gifts and handmade pieces you sell. Do not resell or share this PDF.

Filigree seashell monogram frame

6 inch hoop

Mirrored. Trace this page with an iron-on transfer pen or pencil, then press it ink side down on the fabric.



1 in
25.4 mm

Check square: 1 inch (25.4 mm) on each side.
If it measures anything else, print again at 100% with scaling off.

For your own stitching, gifts and handmade pieces you sell. Do not resell or share this PDF.