Fish bone stitch sampler bookmark

Sized for a 6 inch hoop (15 cm). The stitched design is about 4.8 × 1.6 in (12.2 × 4.1 cm).

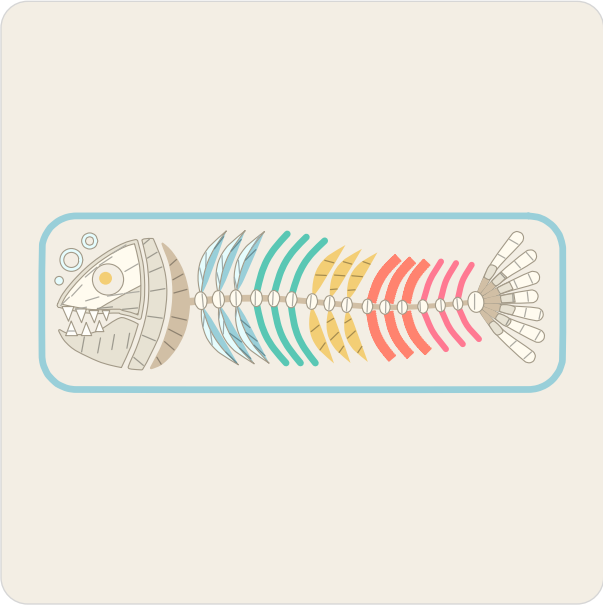

Which color goes where.

Three ways to transfer the pattern

1. **Fabric you can see through**
   Tape page 2 to a sunny window or lay it on a light box, tape the fabric over it and trace the lines with a sharp pencil or a water-soluble pen.
2. **Fabric you cannot see through**
   Lay dressmaker's carbon paper colored side down on the fabric with page 2 on top, tape the layers and trace the lines firmly with a ballpoint pen.
3. **Iron-on**
   Go over the lines of page 3, the mirrored page, with an iron-on transfer pen, lay it ink side down on the fabric and press with a dry iron.

Pages 2 and 3 are the pattern at actual size. Print them at 100% with scaling turned off.

Floss

- **DMC 3766 Light Peacock Blue**
  Border, fishbone ribs (darker)
- **DMC 747 Very Light Sky Blue**
  Fishbone ribs (lighter), bubbles
- **DMC 959 Medium Seagreen**
  Chain ribs
- **DMC 3821 Straw**
  Satin ribs and eye
- **DMC 3340 Medium Apricot**
  Buttonhole ribs
- **DMC 3705 Dark Melon**
  Bullion ribs
- **DMC 712 Cream**
  Tail and skull (light), vertebrae
- **DMC 842 Very Light Beige Brown**
  Gill bones (darker), spine, tail and skull (dark)
- **DMC 822 Light Beige Gray**
  Gill bones (lighter), jaw, skull and tail (middle)
- **DMC BLANC White**
  Teeth

Stitches

- **Chain stitch**, 3 to 4 strands
  Border, chain ribs
- **Fishbone stitch**, 2 strands
  Fishbone ribs
- **Satin stitch**, 2 strands
  Satin ribs, tail, spine, vertebrae, gill bones, jaw, teeth
- **Buttonhole stitch**, 2 strands
  Buttonhole ribs
- **Bullion knot**, 4 strands
  Bullion ribs
- **Long and short stitch**, 1 strand
  Skull
- **Split stitch**, 1 to 2 strands
  Skull, bubbles
- **French knot**, 2 strands, two wraps
  Eye, bubbles

For your own stitching, gifts and handmade pieces you sell. Do not resell or share this PDF.

Fish bone stitch sampler bookmark

6 inch hoop

Print at 100% (actual size). Do not scale or fit to page. Check the square below with a ruler before you trace.



1 in
25.4 mm

Check square: 1 inch (25.4 mm) on each side.
If it measures anything else, print again at 100% with scaling off.

For your own stitching, gifts and handmade pieces you sell. Do not resell or share this PDF.

Fish bone stitch sampler bookmark

6 inch hoop

Mirrored. Trace this page with an iron-on transfer pen or pencil, then press it ink side down on the fabric.



1 in
25.4 mm

Check square: 1 inch (25.4 mm) on each side.
If it measures anything else, print again at 100% with scaling off.

For your own stitching, gifts and handmade pieces you sell. Do not resell or share this PDF.