Fishing pole and cattails bookmark

Sized for a 6 inch hoop (15 cm). The stitched design is about 1.7 × 4.7 in (4.3 × 11.9 cm).



Which color goes where.

Stitches

- **Satin stitch**, 2 strands
  Corner panels, border, leaves, rod, reel seat, rod butt, cork handle, rod wraps, reel, wound line, cattail spikes, cattail heads, float, and 2 more
- **Stem stitch**, 1 to 4 strands
  Inner rule, arch, water ripples, cattail stalks, fishing line, lily pad edge
- **French knot**, 2 strands, two wraps
  Corner knots, reel knobs, cattail heads, dragonfly head
- **Long and short stitch**, 1 strand
  Mossy bank, lily pad
- **Straight stitch**, 1 to 4 strands
  Cork rings, reel foot, reel handle, floating seeds
- **Back stitch**, 1 strand
  Fishing line, rod guides, dragonfly wing edges
- **Turkey work**, 2 strands
  Seed down

Floss

- **DMC 3768 Dark Gray Green**
  Leaves (middle), corner panels, water ripples (darker)
- **DMC 783 Medium Topaz**
  Border, corner knots, rod butt and reel handle, reel (lighter)
- **DMC 680 Dark Old Gold**
  Inner rule, arch and cattail spikes
- **DMC 502 Blue Green**
  Lily pad (middle), water ripples (lighter)
- **DMC 501 Dark Blue Green**
  Leaves and lily pad (dark)
- **DMC 3011 Dark Khaki Green**
  Cattail stalks, mossy bank (darker)
- **DMC 433 Medium Brown** Rod, cattail heads (light)
- **DMC 823 Dark Navy Blue**
  Fishing line, reel seat, dragonfly body, rod guides and reel foot, reel (darker)
- **DMC 3012 Medium Khaki Green**
  Leaves (light), mossy bank (lighter)
- **DMC 437 Light Tan** Cork handle (middle)
- **DMC 435 Very Light Brown**
  Cork handle (dark), cork rings
- **DMC 738 Very Light Tan**
  Seed down (darker), cork handle (light), wound line
- **DMC 321 Red**
  Rod wraps and reel knobs, float (darker)
- **DMC 938 Ultra Dark Coffee Brown**
  Cattail heads (dark)
- **DMC 801 Dark Coffee Brown**
  Cattail heads (middle), floating seeds (darker)
- **DMC 3865 Winter White**
  Seed down, floating seeds and float (lighter)
- **DMC 503 Medium Blue Green** Lily pad (light)
- **DMC 500 Very Dark Blue Green** Lily pad edge
- **DMC 3811 Very Light Turquoise** Dragonfly wings
- **DMC 3810 Dark Turquoise**
  Dragonfly wing edges and dragonfly head

Three ways to transfer the pattern

1. **Fabric you can see through**
   Tape page 2 to a sunny window or lay it on a light box, tape the fabric over it and trace the lines with a sharp pencil or a water-soluble pen.
2. **Fabric you cannot see through**
   Lay dressmaker's carbon paper colored side down on the fabric with page 2 on top, tape the layers and trace the lines firmly with a ballpoint pen.
3. **Iron-on**
   Go over the lines of page 3, the mirrored page, with an iron-on transfer pen, lay it ink side down on the fabric and press with a dry iron.

Pages 2 and 3 are the pattern at actual size. Print them at 100% with scaling turned off.

For your own stitching, gifts and handmade pieces you sell. Do not resell or share this PDF.

Fishing pole and cattails bookmark

6 inch hoop

Print at 100% (actual size). Do not scale or fit to page. Check the square below with a ruler before you trace.



1 in
25.4 mm

Check square: 1 inch (25.4 mm) on each side.
If it measures anything else, print again at 100% with scaling off.

For your own stitching, gifts and handmade pieces you sell. Do not resell or share this PDF.

Fishing pole and cattails bookmark

6 inch hoop

Mirrored. Trace this page with an iron-on transfer pen or pencil, then press it ink side down on the fabric.



1 in
25.4 mm

Check square: 1 inch (25.4 mm) on each side.
If it measures anything else, print again at 100% with scaling off.

For your own stitching, gifts and handmade pieces you sell. Do not resell or share this PDF.