Flower filled butterfly

Sized for a 6 inch hoop (15 cm). The stitched design is about 4.1 × 4 in (10.4 × 10.2 cm).



Which color goes where.

Floss

- **DMC 320 Medium Pistachio Green**
  Leaves and small leaves
- **DMC 922 Light Copper**
  Large flower petals
- **DMC 3852 Very Dark Straw**
  Flower petals
- **DMC 3781 Dark Mocha Brown**
  Large flower centers, flower centers, feelers, feeler tips, body and head
- **DMC 3828 Hazelnut Brown**
  Wings

Stitches

- **Fishbone stitch**, 2 strands
  Leaves
- **Satin stitch**, 2 strands
  Small leaves, body, head
- **Lazy daisy stitch**, 2 strands
  Large flower petals, flower petals
- **French knot**, 2 strands, two wraps
  Large flower centers, flower centers, feeler tips
- **Stem stitch**, 2 or 3 strands
  Wings, feelers

Three ways to transfer the pattern

1. **Fabric you can see through**
   Tape page 2 to a sunny window or lay it on a light box, tape the fabric over it and trace the lines with a sharp pencil or a water-soluble pen.
2. **Fabric you cannot see through**
   Lay dressmaker's carbon paper colored side down on the fabric with page 2 on top, tape the layers and trace the lines firmly with a ballpoint pen.
3. **Iron-on**
   Go over the lines of page 3, the mirrored page, with an iron-on transfer pen, lay it ink side down on the fabric and press with a dry iron.

Pages 2 and 3 are the pattern at actual size. Print them at 100% with scaling turned off.

For your own stitching, gifts and handmade pieces you sell. Do not resell or share this PDF.

Flower filled butterfly

6 inch hoop

Print at 100% (actual size). Do not scale or fit to page. Check the square below with a ruler before you trace.



1 in
25.4 mm

Check square: 1 inch (25.4 mm) on each side.
If it measures anything else, print again at 100% with scaling off.

For your own stitching, gifts and handmade pieces you sell. Do not resell or share this PDF.

Flower filled butterfly

6 inch hoop

Mirrored. Trace this page with an iron-on transfer pen or pencil, then press it ink side down on the fabric.



1 in
25.4 mm

Check square: 1 inch (25.4 mm) on each side.
If it measures anything else, print again at 100% with scaling off.

For your own stitching, gifts and handmade pieces you sell. Do not resell or share this PDF.