Forest trees outline bookmark

Sized for a 6 inch hoop (15 cm). The stitched design is about 2.1 × 4.8 in (5.3 × 12.2 cm).



Which color goes where.

Stitches

- **Long and short stitch**, 1 strand
  Moon, birch bark, fox body, fox tail, fox tail tip, fox ears, fox head, fox cheeks
- **Split stitch**, 1 to 2 strands
  Far spruce outline, great spruce outline, fox haunch
- **Back stitch**, 1 to 2 strands
  Far spruce needles, great spruce needles, fox eyes, frame inner line
- **Stem stitch**, 2 strands
  Ground lines, birch branches, fern stems
- **Straight stitch**, 1 to 2 strands
  Grass, birch branches
- **Satin stitch**, 1 to 2 strands
  Birch marks, fox inner ears, fox nose, fern leaflets, toadstool stalks, toadstool caps
- **Fishbone stitch**, 2 strands
  Birch leaves
- **French knot**, 1 strand, two wraps
  Toadstool spots, moss
- **Chain stitch**, 2 strands
  Frame

Floss

- **DMC 745 Light Pale Yellow**
  Moon (middle), birch leaves (lightest)
- **DMC 3822 Light Straw**
  Frame inner line, birch leaves (light), moon (dark)
- **DMC 3823 Ultra Pale Yellow**
  Moon (light), fox tail tip (lighter)
- **DMC 503 Medium Blue Green**
  Great spruce needles, far spruce outline and far spruce needles
- **DMC 504 Very Light Blue Green**
  Frame and great spruce outline
- **DMC 988 Medium Forest Green**
  Fern leaflets, fern stems, grass and moss (darker), ground lines
- **DMC 415 Pearl Gray**
  Birch bark (middle), birch branches
- **DMC 318 Light Steel Gray** Birch bark (dark)
- **DMC 3865 Winter White**
  Birch bark (light), fox cheeks, fox tail tip (darker) and 2 more parts
- **DMC 3799 Very Dark Pewter Gray**
  Birch marks, fox inner ears, fox eyes and fox nose
- **DMC 783 Medium Topaz** Birch leaves (dark)
- **DMC 921 Copper**
  Fox body and fox tail (light), fox ears (lighter), fox head (darker) and 1 more part
- **DMC 918 Dark Red Copper**
  Fox body and fox tail (darkest), fox haunch
- **DMC 920 Medium Copper**
  Fox body and fox tail (dark), fox ears (darker)
- **DMC 922 Light Copper**
  Fox tail and fox body (lightest), fox head (lighter)
- **DMC 3348 Light Yellow Green**
  Fern leaflets, grass, fern stems and moss (lighter)
- **DMC 350 Medium Coral** Toadstool caps

Three ways to transfer the pattern

1. **Fabric you can see through**
   Tape page 2 to a sunny window or lay it on a light box, tape the fabric over it and trace the lines with a sharp pencil or a water-soluble pen.
2. **Fabric you cannot see through**
   Lay dressmaker's carbon paper colored side down on the fabric with page 2 on top, tape the layers and trace the lines firmly with a ballpoint pen.
3. **Iron-on**
   Go over the lines of page 3, the mirrored page, with an iron-on transfer pen, lay it ink side down on the fabric and press with a dry iron.

Pages 2 and 3 are the pattern at actual size. Print them at 100% with scaling turned off.

For your own stitching, gifts and handmade pieces you sell. Do not resell or share this PDF.

Forest trees outline bookmark

6 inch hoop

Print at 100% (actual size). Do not scale or fit to page. Check the square below with a ruler before you trace.



1 in
25.4 mm

Check square: 1 inch (25.4 mm) on each side.
If it measures anything else, print again at 100% with scaling off.

For your own stitching, gifts and handmade pieces you sell. Do not resell or share this PDF.

Forest trees outline bookmark

6 inch hoop

Mirrored. Trace this page with an iron-on transfer pen or pencil, then press it ink side down on the fabric.



1 in
25.4 mm

Check square: 1 inch (25.4 mm) on each side.
If it measures anything else, print again at 100% with scaling off.

For your own stitching, gifts and handmade pieces you sell. Do not resell or share this PDF.