Funny family of ducks border

Sized for a 6 inch hoop (15 cm). The stitched design is about 4.6 × 2.2 in (11.7 × 5.6 cm).



Which color goes where.

Three ways to transfer the pattern

1. **Fabric you can see through**
   Tape page 2 to a sunny window or lay it on a light box, tape the fabric over it and trace the lines with a sharp pencil or a water-soluble pen.
2. **Fabric you cannot see through**
   Lay dressmaker's carbon paper colored side down on the fabric with page 2 on top, tape the layers and trace the lines firmly with a ballpoint pen.
3. **Iron-on**
   Go over the lines of page 3, the mirrored page, with an iron-on transfer pen, lay it ink side down on the fabric and press with a dry iron.

Pages 2 and 3 are the pattern at actual size. Print them at 100% with scaling turned off.

Floss

- **DMC BLANC White**
  Parents and parent wings (light), headscarf dots and eye lights
- **DMC 415 Pearl Gray**
  Parents and parent wings (dark)
- **DMC 762 Very Light Pearl Gray**
  Parents and parent wings (middle)
- **DMC 311 Medium Navy Blue**
  Parent edges and eyes
- **DMC 720 Dark Orange Spice** Bills (darker)
- **DMC 900 Dark Burnt Orange**
  Bill edges, foot edges and nostrils
- **DMC 721 Medium Orange Spice**
  Bills (lighter), feet and legs
- **DMC 3712 Medium Salmon** Cheeks
- **DMC 3820 Dark Straw**
  Ducklings and duckling wings (dark), straw hat
- **DMC 780 Ultra Very Dark Topaz**
  Duckling edges, straw hat edge and head tufts
- **DMC 321 Red** Rickrack, headscarf and hat band
- **DMC 727 Very Light Topaz**
  Ducklings and duckling wings (light)
- **DMC 726 Light Topaz**
  Ducklings and duckling wings (middle)
- **DMC 815 Medium Garnet** Headscarf edge
- **DMC 3755 Baby Blue** Waves
- **DMC 322 Dark Baby Blue**
  Wave lines and chain waves

Stitches

- **Long and short stitch**, 1 strand
  Parents, parent wings, ducklings, duckling wings
- **Split stitch**, 1 to 3 strands
  Parent edges, bill edges, straw hat edge, duckling edges, eyes, headscarf edge, foot edges
- **Stem stitch**, 1 to 3 strands
  Parent edges, head tufts, foot edges, duckling edges, wave lines
- **Satin stitch**, 2 strands
  Bills, cheeks, eyes, straw hat, hat band, headscarf, legs, feet, waves, rickrack
- **Straight stitch**, 2 to 3 strands
  Nostrils, eye lights
- **French knot**, 2 strands, two wraps
  Headscarf dots
- **Chain stitch**, 3 strands
  Chain waves

For your own stitching, gifts and handmade pieces you sell. Do not resell or share this PDF.

Funny family of ducks border

6 inch hoop

Print at 100% (actual size). Do not scale or fit to page. Check the square below with a ruler before you trace.



1 in
25.4 mm

Check square: 1 inch (25.4 mm) on each side.
If it measures anything else, print again at 100% with scaling off.

For your own stitching, gifts and handmade pieces you sell. Do not resell or share this PDF.

Funny family of ducks border

6 inch hoop

Mirrored. Trace this page with an iron-on transfer pen or pencil, then press it ink side down on the fabric.



1 in
25.4 mm

Check square: 1 inch (25.4 mm) on each side.
If it measures anything else, print again at 100% with scaling off.

For your own stitching, gifts and handmade pieces you sell. Do not resell or share this PDF.