Goth spider lace border

Sized for a 6 inch hoop (15 cm). The stitched design is about 4.6 × 1.5 in (11.7 × 3.8 cm).



Which color goes where.

Three ways to transfer the pattern

1. **Fabric you can see through**
   Tape page 2 to a sunny window or lay it on a light box, tape the fabric over it and trace the lines with a sharp pencil or a water-soluble pen.
2. **Fabric you cannot see through**
   Lay dressmaker's carbon paper colored side down on the fabric with page 2 on top, tape the layers and trace the lines firmly with a ballpoint pen.
3. **Iron-on**
   Go over the lines of page 3, the mirrored page, with an iron-on transfer pen, lay it ink side down on the fabric and press with a dry iron.

Pages 2 and 3 are the pattern at actual size. Print them at 100% with scaling turned off.

Floss

- **DMC 415 Pearl Gray**
  Web rings and web spokes, spider body (dark), bat wings (light)
- **DMC 318 Light Steel Gray**
  Bat wings (middle), spider body (darkest)
- **DMC 414 Dark Steel Gray**
  Bat wings (dark)
- **DMC BLANC White**
  Arcade, bat wing bones, pearl picots, drops, bat ears and bat heads and 1 more part
- **DMC 762 Very Light Pearl Gray**
  Bat bodies, spider body (light)
- **DMC ECRU Ecru**
  Scalloped edge, footing lines and spider legs

Stitches

- **Straight stitch**, 1 to 4 strands
  Web spokes, bat ears, spider legs
- **Split stitch**, 1 strand
  Web rings
- **Satin stitch**, 2 strands
  Bat wings, bat heads
- **Stem stitch**, 2 to 3 strands
  Bat wing bones, footing lines
- **Back stitch**, 1 strand
  Bat wing bones, arcade
- **Padded satin stitch**, 2 strands
  Bat bodies, drops, spider body
- **Buttonhole stitch**, 2 strands
  Scalloped edge
- **French knot**, 2 strands, two wraps
  Pearl picots

For your own stitching, gifts and handmade pieces you sell. Do not resell or share this PDF.

Goth spider lace border

6 inch hoop

Print at 100% (actual size). Do not scale or fit to page. Check the square below with a ruler before you trace.

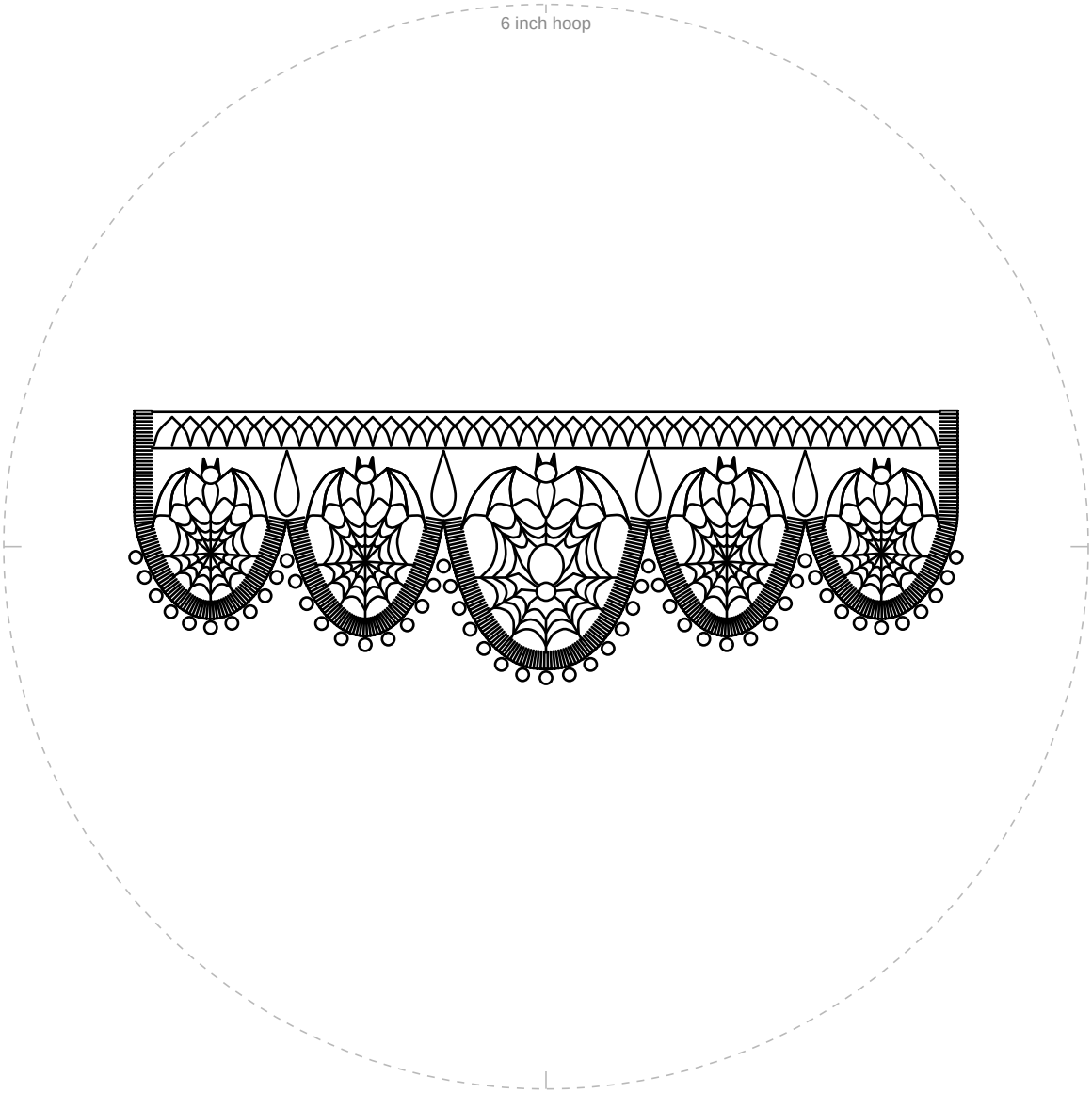

1 in
25.4 mm

Check square: 1 inch (25.4 mm) on each side.
If it measures anything else, print again at 100% with scaling off.

For your own stitching, gifts and handmade pieces you sell. Do not resell or share this PDF.

Goth spider lace border

6 inch hoop

Mirrored. Trace this page with an iron-on transfer pen or pencil, then press it ink side down on the fabric.

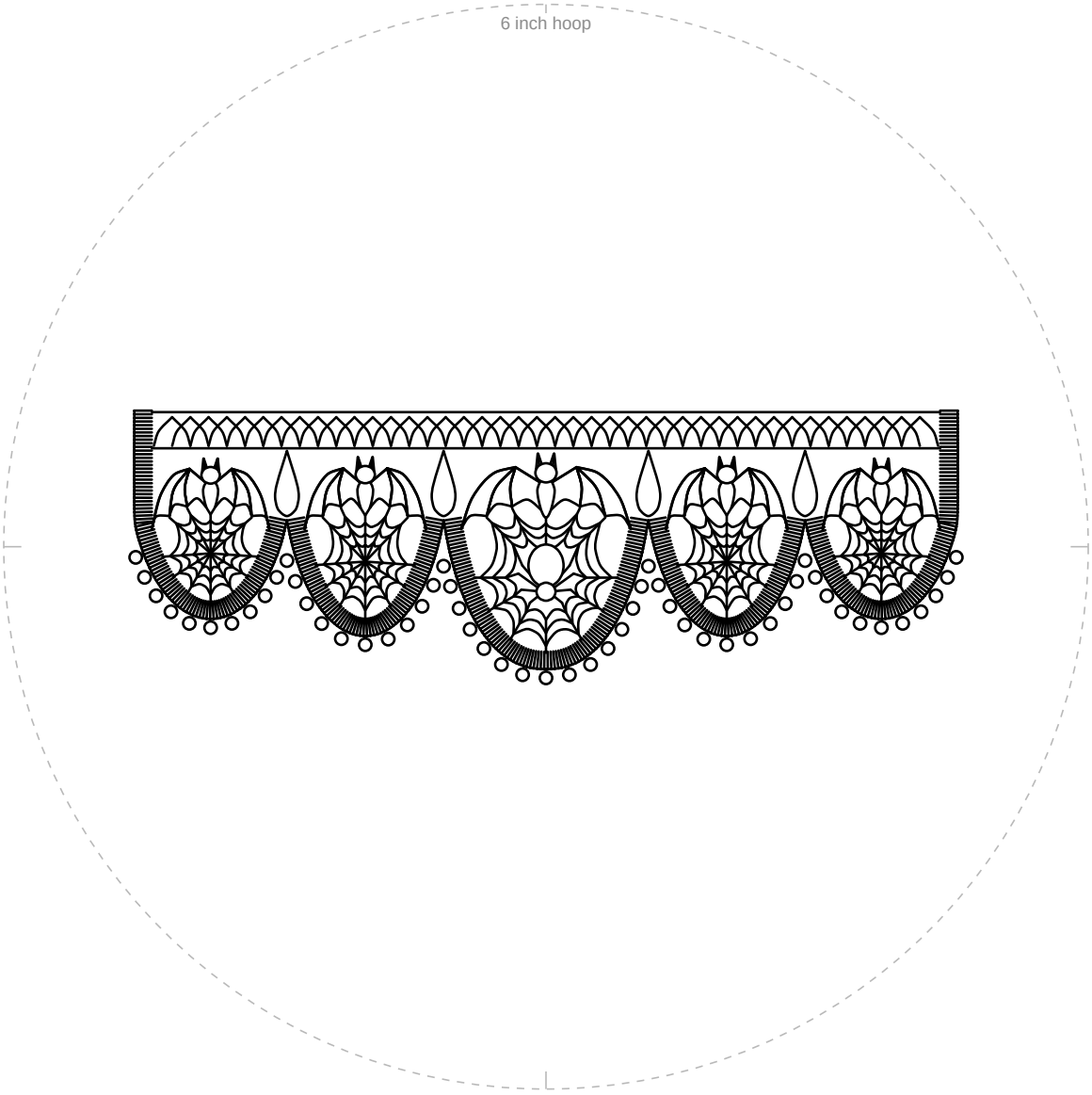

1 in
25.4 mm

Check square: 1 inch (25.4 mm) on each side.
If it measures anything else, print again at 100% with scaling off.

For your own stitching, gifts and handmade pieces you sell. Do not resell or share this PDF.