Snake scale texture bookmark

Sized for a 6 inch hoop (15 cm). The stitched design is about 1.8 × 4.8 in (4.6 × 12.2 cm).



Which color goes where.

Stitches

- **Couching**, 2 to 6 strands
  Frame, gold outline
- **Stem stitch**, 1 to 3 strands
  Vine, tendrils, bud stem, tongue
- **Satin stitch**, 1 to 2 strands
  Leaves, flower stars, sepals, scales, saddle edges, saddles, tail, head stripe, head shields, eyes
- **Long and short stitch**, 1 strand
  Moonflowers, fallen bud
- **French knot**, 1 strand, two wraps
  Flower hearts
- **Split stitch**, 1 strand
  Bud twist
- **Back stitch**, 1 strand
  Tongue
- **Straight stitch**, 1 to 2 strands
  Eye slits, eye lights

Floss

- **DMC 783 Medium Topaz**
  Gold outline and frame (darker)
- **DMC 3836 Light Grape**
  Gold outline and frame (lighter), moonflowers (darkest) and 3 more parts
- **DMC 3347 Medium Yellow Green**
  Leaves (lighter), vine, tendrils and bud stem, sepals (darker)
- **DMC 3345 Dark Hunter Green** Leaves (darker)
- **DMC 3865 Winter White**
  Moonflowers (lightest), fallen bud (light), eye lights
- **DMC 3042 Light Antique Violet**
  Moonflowers and fallen bud (dark)
- **DMC 3743 Very Light Antique Violet**
  Moonflowers (light), fallen bud (middle)
- **DMC 3348 Light Yellow Green**
  Flower stars, sepals (lighter)
- **DMC 3822 Light Straw** Eyes and flower hearts
- **DMC 911 Medium Emerald Green**
  Scales (light), tail and head shields (middle)
- **DMC 909 Very Dark Emerald Green**
  Scales and tail (dark), head shields (darkest)
- **DMC 3823 Ultra Pale Yellow**
  Saddle edges and head stripe
- **DMC 3835 Medium Grape**
  Saddles (middle), head shields (dark)
- **DMC 3834 Dark Grape** Saddles (dark)
- **DMC 3818 Ultra Very Dark Emerald Green**
  Scales (darkest), eye slits
- **DMC 913 Medium Nile Green**
  Scales and head shields (lightest), tail (light)
- **DMC 321 Red** Tongue

Three ways to transfer the pattern

1. **Fabric you can see through**
   Tape page 2 to a sunny window or lay it on a light box, tape the fabric over it and trace the lines with a sharp pencil or a water-soluble pen.
2. **Fabric you cannot see through**
   Lay dressmaker’s carbon paper colored side down on the fabric with page 2 on top, tape the layers and trace the lines firmly with a ballpoint pen.
3. **Iron-on**
   Go over the lines of page 3, the mirrored page, with an iron-on transfer pen, lay it ink side down on the fabric and press with a dry iron.

Pages 2 and 3 are the pattern at actual size. Print them at 100% with scaling turned off.

For your own stitching, gifts and handmade pieces you sell. Do not resell or share this PDF.

Snake scale texture bookmark

6 inch hoop

Print at 100% (actual size). Do not scale or fit to page. Check the square below with a ruler before you trace.



1 in
25.4 mm

Check square: 1 inch (25.4 mm) on each side.
If it measures anything else, print again at 100% with scaling off.

For your own stitching, gifts and handmade pieces you sell. Do not resell or share this PDF.

Snake scale texture bookmark

6 inch hoop

Mirrored. Trace this page with an iron-on transfer pen or pencil, then press it ink side down on the fabric.



1 in
25.4 mm

Check square: 1 inch (25.4 mm) on each side.
If it measures anything else, print again at 100% with scaling off.

For your own stitching, gifts and handmade pieces you sell. Do not resell or share this PDF.