Hardanger style altar cloth border

Sized for a 6 inch hoop (15 cm). The stitched design is about 4.2 × 3 in (10.7 × 7.6 cm).



Which color goes where.

Floss

- **DMC 822 Light Beige Gray**
  Woven bars and ladder hems
- **DMC BLANC White**
  Blocks, band lines, pointed edge, pyramids, stars, picots, cross corners and tassel ties
- **DMC ECRU Ecru**
  Dove's eyes
- **DMC 3820 Dark Straw**
  Cross and tassels (darker), band knots and tassel heads
- **DMC 680 Dark Old Gold**
  Cross edge
- **DMC 3822 Light Straw**
  Tassels and cross (lighter)

Stitches

- **Satin stitch**, 2 to 3 strands
  Woven bars, blocks, cross corners, cross, pointed edge, tassel heads, tassel ties, band lines, stars, pyramids
- **Back stitch**, 1 strand
  Dove's eyes, cross edge
- **Padded satin stitch**, 2 strands
  Cross
- **French knot**, 2 strands, two wraps
  Picots, band knots
- **Straight stitch**, 2 to 3 strands
  Tassels, ladder hems

Three ways to transfer the pattern

1. **Fabric you can see through**
   Tape page 2 to a sunny window or lay it on a light box, tape the fabric over it and trace the lines with a sharp pencil or a water-soluble pen.
2. **Fabric you cannot see through**
   Lay dressmaker’s carbon paper colored side down on the fabric with page 2 on top, tape the layers and trace the lines firmly with a ballpoint pen.
3. **Iron-on**
   Go over the lines of page 3, the mirrored page, with an iron-on transfer pen, lay it ink side down on the fabric and press with a dry iron.

Pages 2 and 3 are the pattern at actual size. Print them at 100% with scaling turned off.

For your own stitching, gifts and handmade pieces you sell. Do not resell or share this PDF.

Hardanger style altar cloth border

6 inch hoop

Print at 100% (actual size). Do not scale or fit to page. Check the square below with a ruler before you trace.

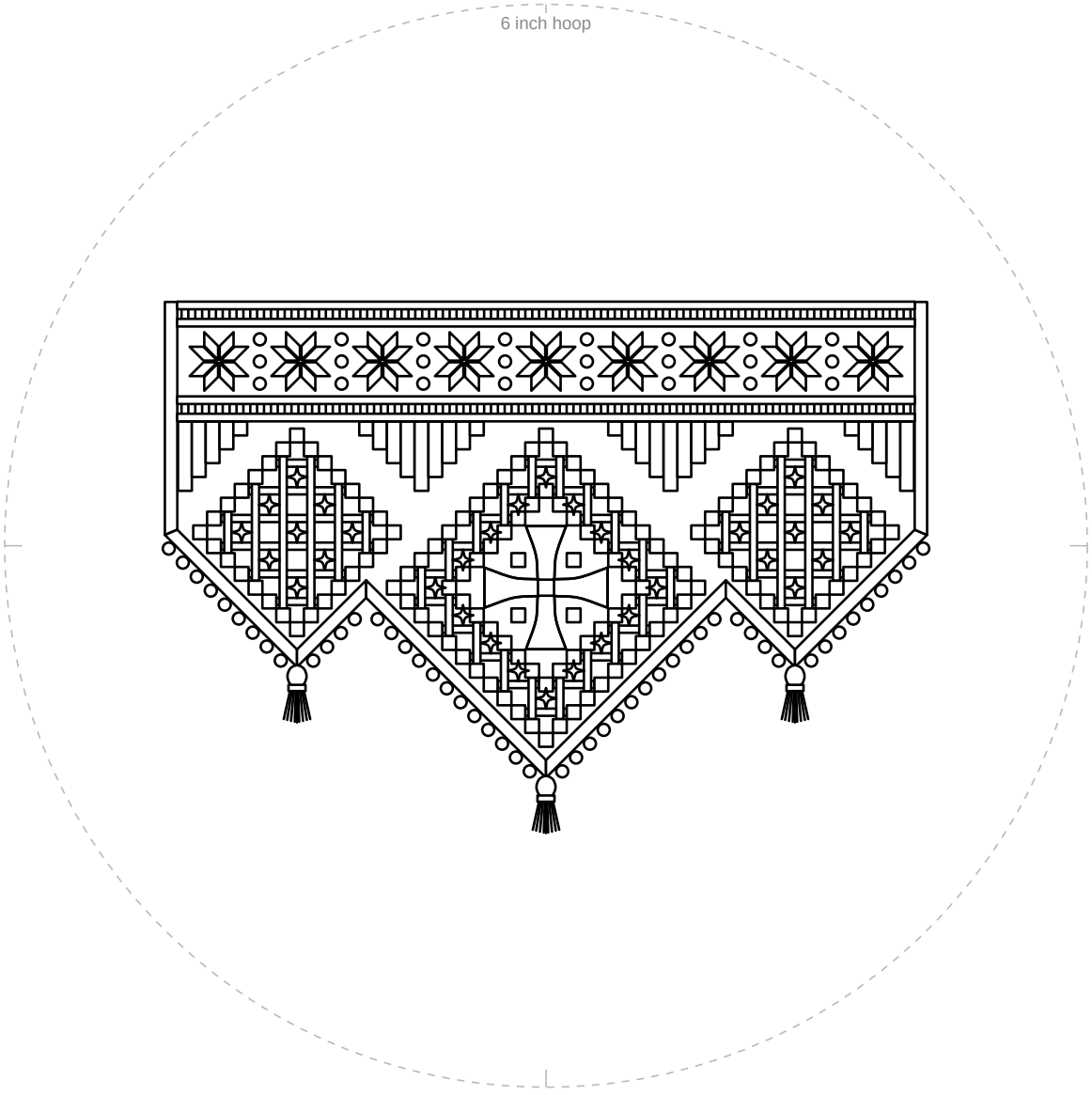

1 in
25.4 mm

Check square: 1 inch (25.4 mm) on each side.
If it measures anything else, print again at 100% with scaling off.

For your own stitching, gifts and handmade pieces you sell. Do not resell or share this PDF.

Hardanger style altar cloth border

6 inch hoop

Mirrored. Trace this page with an iron-on transfer pen or pencil, then press it ink side down on the fabric.

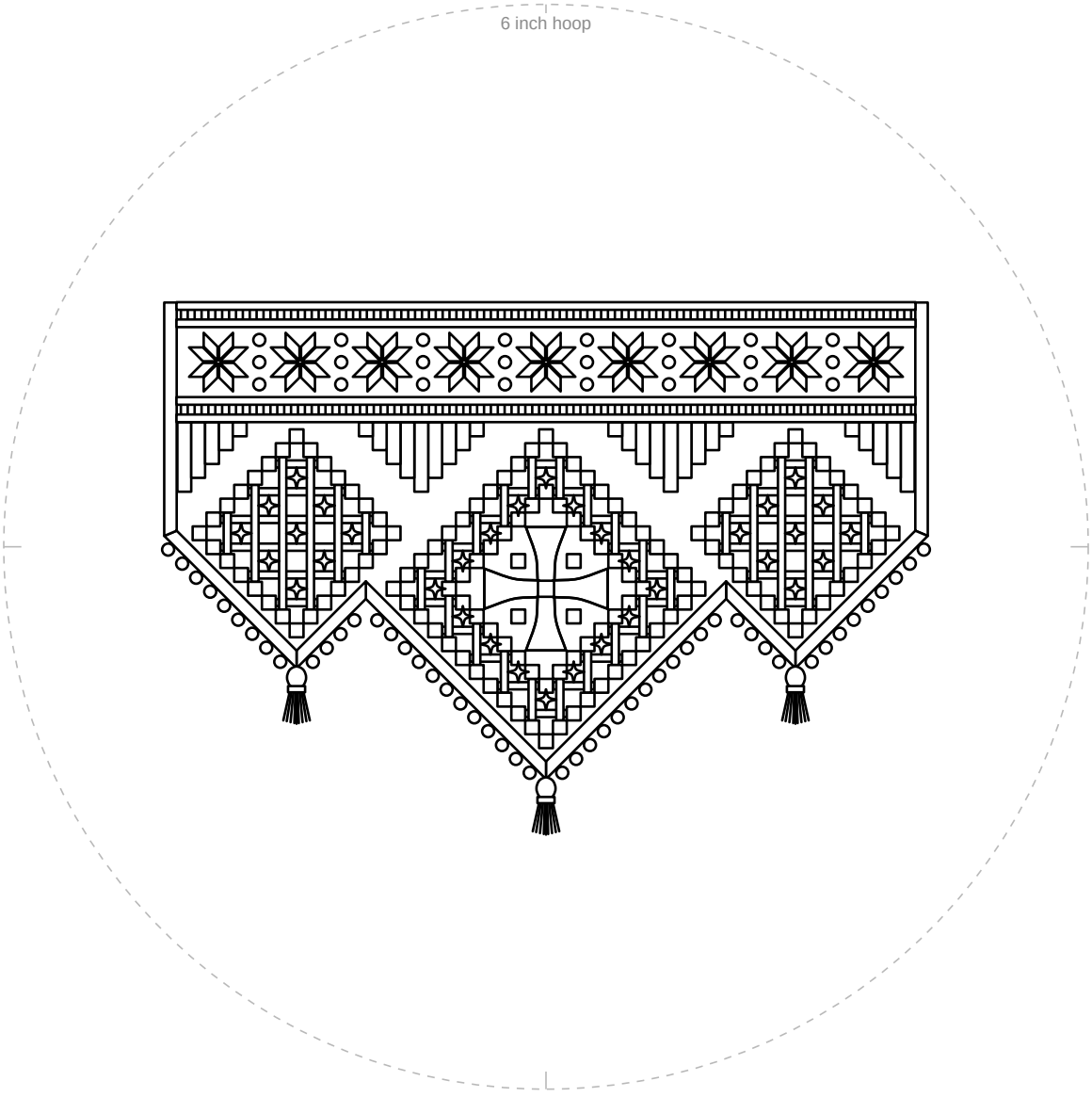

1 in
25.4 mm

Check square: 1 inch (25.4 mm) on each side.
If it measures anything else, print again at 100% with scaling off.

For your own stitching, gifts and handmade pieces you sell. Do not resell or share this PDF.