Heart puzzle with one piece to go

Sized for a 6 inch hoop (15 cm). The stitched design is about 4.3 × 3.8 in (10.9 × 9.7 cm).



Which color goes where.

Stitches

- **Long and short stitch**, 1 strand
  Upper left piece, upper middle piece, upper right piece, left piece, right piece, foot piece, loose piece
- **Satin stitch**, 2 strands
  Leaves, daisy petals, wild rose petals, tulip petals, tulip middle, small flower petals, small flower center, folk bloom petals, and 3 more
- **Back stitch**, 1 strand
  Leaf veins
- **Padded satin stitch**, 2 strands
  Daisy center, wild rose center, berries, loose piece heart
- **French knot**, 1 strand, two wraps
  Daisy center, wild rose center
- **Stem stitch**, 2 to 4 strands
  Stems, berry stalks, bud stems
- **Split stitch**, 4 to 5 strands
  Seams, heart outline, loose piece outline

Floss

- **DMC 3731 Very Dark Dusty Rose**
  Upper left piece (lighter)
- **DMC 3350 Ultra Dark Dusty Rose**
  Loose piece heart and buds, upper left piece (darker)
- **DMC 754 Light Peach**
  Upper middle piece (darker), wild rose petals
- **DMC 353 Peach**
  Folk bloom petals (middle), upper middle piece (lighter)
- **DMC 349 Dark Coral**
  Upper right piece (lighter), small flower petals
- **DMC 347 Very Dark Salmon**
  Upper right piece (darker), berries
- **DMC 352 Light Coral**
  Left piece and daisy center (lighter)
- **DMC 351 Coral**
  Left piece and daisy center (darker), folk bloom petals (dark)
- **DMC 3733 Dusty Rose** Right piece (darker)
- **DMC 3354 Light Dusty Rose** Right piece (lighter)
- **DMC 814 Dark Garnet**
  Foot piece (darker), seams, heart outline and loose piece outline
- **DMC 3685 Very Dark Mauve**
  Foot piece (lighter), tulip petals, wild rose center (darker)
- **DMC 3813 Light Blue Green**
  Leaves, leaf veins and stems (lighter), folk bloom cup
- **DMC 3768 Dark Gray Green**
  Leaves, leaf veins and stems (darker), bud leaves and berry stalks and 2 more parts
- **DMC 712 Cream**
  Daisy petals, tulip middle and small flower center, folk bloom petals (light)
- **DMC 3822 Light Straw** Loose piece (lighter)
- **DMC 3820 Dark Straw** Loose piece (darker)

Three ways to transfer the pattern

1. **Fabric you can see through**
   Tape page 2 to a sunny window or lay it on a light box, tape the fabric over it and trace the lines with a sharp pencil or a water-soluble pen.
2. **Fabric you cannot see through**
   Lay dressmaker's carbon paper colored side down on the fabric with page 2 on top, tape the layers and trace the lines firmly with a ballpoint pen.
3. **Iron-on**
   Go over the lines of page 3, the mirrored page, with an iron-on transfer pen, lay it ink side down on the fabric and press with a dry iron.

Pages 2 and 3 are the pattern at actual size. Print them at 100% with scaling turned off.

For your own stitching, gifts and handmade pieces you sell. Do not resell or share this PDF or copies of it.

Heart puzzle with one piece to go

6 inch hoop

Print at 100% (actual size). Do not scale or fit to page. Check the square below with a ruler before you trace.



1 in
25.4 mm

Check square: 1 inch (25.4 mm) on each side.
If it measures anything else, print again at 100% with scaling off.

For your own stitching, gifts and handmade pieces you sell. Do not resell or share this PDF or copies of it.

Heart puzzle with one piece to go

6 inch hoop

Mirrored. Trace this page with an iron-on transfer pen or pencil, then press it ink side down on the fabric.



1 in
25.4 mm

Check square: 1 inch (25.4 mm) on each side.
If it measures anything else, print again at 100% with scaling off.

For your own stitching, gifts and handmade pieces you sell. Do not resell or share this PDF or copies of it.