Heart waffle flower with a strawberry

Sized for a 6 inch hoop (15 cm). The stitched design is about 4 × 4.4 in (10.2 × 11.2 cm).



Which color goes where.

Floss

- **DMC 469 Avocado Green**
  Leaves, main stem, berry cap, berry stalk, flower stalk, leaf stalks and sepals
- **DMC 3822 Light Straw**
  Waffle ribs, leaf veins, petal lines, berry seeds and center knots
- **DMC 712 Cream**
  Cream, blossom petals and slice hearts
- **DMC 3820 Dark Straw**
  Waffle rim and blossom heart
- **DMC 817 Very Dark Coral Red**
  Berry and strawberry slices
- **DMC 435 Very Light Brown**
  Waffle pockets
- **DMC 433 Medium Brown**
  Pocket shadows

Stitches

- **Satin stitch**, 2 strands
  Main stem, leaves, blossom petals, berry, berry cap, waffle pockets, waffle rim, cream, strawberry slices
- **Stem stitch**, 1 to 6 strands
  Leaf stalks, flower stalk, berry stalk, leaf veins, pocket shadows, waffle ribs
- **Straight stitch**, 1 to 2 strands
  Petal lines, sepals, berry seeds
- **French knot**, 2 strands, two wraps
  Blossom heart, berry cap, center knots
- **Lazy daisy stitch**, 2 strands
  Slice hearts

Three ways to transfer the pattern

1. **Fabric you can see through**
   Tape page 2 to a sunny window or lay it on a light box, tape the fabric over it and trace the lines with a sharp pencil or a water-soluble pen.
2. **Fabric you cannot see through**
   Lay dressmaker’s carbon paper colored side down on the fabric with page 2 on top, tape the layers and trace the lines firmly with a ballpoint pen.
3. **Iron-on**
   Go over the lines of page 3, the mirrored page, with an iron-on transfer pen, lay it ink side down on the fabric and press with a dry iron.

Pages 2 and 3 are the pattern at actual size. Print them at 100% with scaling turned off.

For your own stitching, gifts and handmade pieces you sell. Do not resell or share this PDF.

Heart waffle flower with a strawberry

6 inch hoop

Print at 100% (actual size). Do not scale or fit to page. Check the square below with a ruler before you trace.



1 in
25.4 mm

Check square: 1 inch (25.4 mm) on each side.
If it measures anything else, print again at 100% with scaling off.

For your own stitching, gifts and handmade pieces you sell. Do not resell or share this PDF.

Heart waffle flower with a strawberry

6 inch hoop

Mirrored. Trace this page with an iron-on transfer pen or pencil, then press it ink side down on the fabric.



1 in
25.4 mm

Check square: 1 inch (25.4 mm) on each side.
If it measures anything else, print again at 100% with scaling off.

For your own stitching, gifts and handmade pieces you sell. Do not resell or share this PDF.