Stethoscope heart with a heartbeat

6 inch (15 cm) hoop, 4.1 × 4 in (10.4 × 10.2 cm)



Colors by number: page 2.

Stitch in this order

Where a stitch page says otherwise, follow this list.

1. **Satin stitch**, 2 strands
   Flame bands, heartbeat, ear tubes, ear tips, yoke, chest piece stem, collar, chest piece rim, chest piece ring, small heart



2. **Long and short stitch**, 1 strand
   Tube, diaphragm



3. **Stem stitch**
   1 strand: ear tube light
   2 strands: tube edge

Take out lines that still show, press face down, finish the hoop.

How to read it

Floss has six strands: cut 18 inches (45 cm), pull out the number named one at a time, and lay them together.

Start a filling with tiny stitches, a line with a small knot; end under stitches on the back.

Every stitch in pictures: flossfield.com/embroidery/stitches.

New to this: flossfield.com/embroidery/guides/how-to-start.

Onto the fabric

Fabric you can see through: page 3 taped to a sunny window, the fabric over it; trace.

Other fabric: dressmaker's carbon paper, colored side down, page 3 on top; trace with a ballpoint.

Iron-on pen: go over page 4, the mirrored page, and press it ink side down as the pen's packet says. The lines stay.

Then hoop it, inner ring under, tight as a drum.

Buy: 15 colors of floss (page 2), one skein of each color (an estimate from the drawing's lines and shapes), an embroidery needle size 9, a 6 inch (15 cm) hoop, a 9 inch (23 cm) square of white or light cotton or linen, a water-soluble pen.

For your own stitching, gifts and handmade pieces you sell. Do not resell or share this PDF or copies of it.

Stethoscope heart with a heartbeat

6 inch hoop

A number is a color of the list. Fine lines show which way the stitches lie: do not stitch them.



1	DMC 352 Light Coral	6	DMC 814 Dark Garnet	11	DMC 823 Dark Navy Blue
2	DMC 351 Coral	7	DMC 3865 Winter White	12	DMC 336 Navy Blue
3	DMC 350 Medium Coral	8	DMC 414 Dark Steel Gray	13	DMC 312 Very Dark Baby Blue
4	DMC 321 Red	9	DMC 762 Very Light Pearl Gray	14	DMC 415 Pearl Gray
5	DMC 498 Dark Red	10	DMC 939 Very Dark Navy Blue	15	DMC 318 Light Steel Gray

For your own stitching, gifts and handmade pieces you sell. Do not resell or share this PDF or copies of it.

Stethoscope heart with a heartbeat

6 inch hoop

Print at 100% and measure the square. Trace the black lines only. The gray ring is the hoop: fold the fabric in four and lay the folds on its ticks.

On the drawing a broken line inside a shape is where two shades meet: trace it, do not stitch it.



1 in
25.4 mm

Not 1 inch (25.4 mm)? Print again at 100%.

For your own stitching, gifts and handmade pieces you sell. Do not resell or share this PDF or copies of it.

Stethoscope heart with a heartbeat

6 inch hoop

For an iron-on pen only. Go over the lines, press ink side down.



1 in
25.4 mm

Not 1 inch (25.4 mm)? Print again at 100%.

For your own stitching, gifts and handmade pieces you sell. Do not resell or share this PDF or copies of it.