Heirloom whitework detached collar

Sized for a 6 inch hoop (15 cm). The stitched design is about 4.9 × 4.9 in (12.4 × 12.4 cm).



Which color goes where.

Floss

- **DMC 3047 Light Yellow Beige**
  Trellis windows (darker), bell lips and clappers
- **DMC BLANC White**
  Bells, scalloped rim, leaves, stems and window edges and 4 more parts
- **DMC 842 Very Light Beige Brown**
  Bell edges

Stitches

- **Trellis stitch**, 1 strand
  Trellis windows
- **Stem stitch**, 2 to 3 strands
  Window edges, stems, stalks
- **Satin stitch**, 2 strands
  Leaves, bell lips
- **French knot**, 2 strands, two wraps
  Clappers
- **Padded satin stitch**, 2 strands
  Bells
- **Split stitch**, 1 strand
  Bell edges
- **Buttonhole stitch**, 2 strands
  Scalloped rim, front edge, neck edge

Three ways to transfer the pattern

1. **Fabric you can see through**
   Tape page 2 to a sunny window or lay it on a light box, tape the fabric over it and trace the lines with a sharp pencil or a water-soluble pen.
2. **Fabric you cannot see through**
   Lay dressmaker’s carbon paper colored side down on the fabric with page 2 on top, tape the layers and trace the lines firmly with a ballpoint pen.
3. **Iron-on**
   Go over the lines of page 3, the mirrored page, with an iron-on transfer pen, lay it ink side down on the fabric and press with a dry iron.

Pages 2 and 3 are the pattern at actual size. Print them at 100% with scaling turned off.

For your own stitching, gifts and handmade pieces you sell. Do not resell or share this PDF.

Heirloom whitework detached collar

6 inch hoop

Print at 100% (actual size). Do not scale or fit to page. Check the square below with a ruler before you trace.



1 in
25.4 mm

Check square: 1 inch (25.4 mm) on each side.
If it measures anything else, print again at 100% with scaling off.

For your own stitching, gifts and handmade pieces you sell. Do not resell or share this PDF.

Heirloom whitework detached collar

6 inch hoop

Mirrored. Trace this page with an iron-on transfer pen or pencil, then press it ink side down on the fabric.



1 in
25.4 mm

Check square: 1 inch (25.4 mm) on each side.
If it measures anything else, print again at 100% with scaling off.

For your own stitching, gifts and handmade pieces you sell. Do not resell or share this PDF.