Himalayan blue poppy

Sized for a 6 inch hoop (15 cm). The stitched design is about 4.5 × 4.5 in (11.4 × 11.4 cm).



Which color goes where.

Stitches

- **Long and short stitch**, 1 strand
  Leaves, stems, far bloom, seed cup, bud petals, bud sepals, petals, curled rim, bee
- **Stem stitch**, 2 strands
  Leaf ribs
- **Straight stitch**, 1 strand
  Bristles, stamens
- **Split stitch**, 1 strand
  Petal edges, bee wings
- **French knot**, 2 strands, two wraps
  Stamens, seed cup, pollen
- **Satin stitch**, 2 strands
  Bee wings, bee stripes, bee
- **Turkey work**, 2 strands
  Bee
- **Back stitch**, 1 strand
  Bee legs

Floss

- **DMC 934 Black Avocado Green**
  Leaves, stems and bud sepals (darkest)
- **DMC 3362 Dark Pine Green**
  Leaves, stems, bud sepals and seed cup (dark)
- **DMC 3364 Pine Green**
  Leaves, stems and bud sepals (light), seed cup (middle)
- **DMC 3013 Light Khaki Green**
  Leaves, bud sepals and stems (lightest), leaf ribs, seed cup (light)
- **DMC 3828 Hazelnut Brown** Bristles
- **DMC 3843 Electric Blue**
  Petals and far bloom (shade 4 of 8), bud petals (shade 4 of 7)
- **DMC 333 Very Dark Blue Violet**
  Petals and far bloom (shade 1 of 8), bud petals (shade 1 of 7)
- **DMC 798 Dark Delft Blue**
  Petals and far bloom (shade 2 of 8), bud petals (shade 2 of 7) and 2 more parts
- **DMC 519 Sky Blue**
  Bud petals (shade 5 of 7), petals and far bloom (shade 5 of 8)
- **DMC 827 Very Light Blue**
  Far bloom and petals (shade 7 of 8), petal edges (middle), bud petals (shade 6 of 7)
- **DMC 747 Very Light Sky Blue**
  Petals (shade 8 of 8), petal edges (light), curled rim (lightest) and 3 more parts
- **DMC 826 Medium Blue**
  Petals and far bloom (shade 3 of 8), bud petals (shade 3 of 7)
- **DMC 3755 Baby Blue** Petals and far bloom (shade 6 of 8)
- **DMC 156 Medium Light Blue Violet**
  Bee wings (darker), curled rim (dark)
- **DMC 3747 Very Light Blue Violet** Curled rim (light)
- **DMC 743 Medium Yellow** Stamens (light), bee (lightest)
- **DMC 742 Light Tangerine**
  Stamens (middle), bee (light), pollen
- **DMC 783 Medium Topaz** Stamens (dark), bee (middle)
- **DMC 780 Ultra Very Dark Topaz** Bee (dark)
- **DMC 3371 Black Brown**
  Bee stripes and bee legs, bee (darkest)

Three ways to transfer the pattern

1. **Fabric you can see through**
   Tape page 2 to a sunny window or lay it on a light box, tape the fabric over it and trace the lines with a sharp pencil or a water-soluble pen.
2. **Fabric you cannot see through**
   Lay dressmaker's carbon paper colored side down on the fabric with page 2 on top, tape the layers and trace the lines firmly with a ballpoint pen.
3. **Iron-on**
   Go over the lines of page 3, the mirrored page, with an iron-on transfer pen, lay it ink side down on the fabric and press with a dry iron.

Pages 2 and 3 are the pattern at actual size. Print them at 100% with scaling turned off.

For your own stitching, gifts and handmade pieces you sell. Do not resell or share this PDF or copies of it.

Himalayan blue poppy

6 inch hoop

Print at 100% (actual size). Do not scale or fit to page. Check the square below with a ruler before you trace.



1 in
25.4 mm

Check square: 1 inch (25.4 mm) on each side.
If it measures anything else, print again at 100% with scaling off.

For your own stitching, gifts and handmade pieces you sell. Do not resell or share this PDF or copies of it.

Himalayan blue poppy

6 inch hoop

Mirrored. Trace this page with an iron-on transfer pen or pencil, then press it ink side down on the fabric.



1 in
25.4 mm

Check square: 1 inch (25.4 mm) on each side.
If it measures anything else, print again at 100% with scaling off.

For your own stitching, gifts and handmade pieces you sell. Do not resell or share this PDF or copies of it.