Indigo vine placket for a kurta

Sized for a 6 inch hoop (15 cm). The stitched design is about 3.5 × 4.6 in (8.9 × 11.7 cm).



Which color goes where.

Floss

- **DMC 322 Dark Baby Blue**
  Outer rail
- **DMC 312 Very Dark Baby Blue**
  Inner rail
- **DMC 3755 Baby Blue**
  Vine stems, rail dots and flower stalks, petals (dark), buttons (lighter)
- **DMC 334 Medium Baby Blue**
  Leaves and buttons (darker), sepals, tendrils and flower hearts, petals (darkest)
- **DMC 3325 Light Baby Blue**
  Leaves (lighter)
- **DMC 3841 Pale Baby Blue**
  Petals (light)
- **DMC 3756 Ultra Very Light Baby Blue**
  Petals (lightest)

Three ways to transfer the pattern

1. **Fabric you can see through**
   Tape page 2 to a sunny window or lay it on a light box, tape the fabric over it and trace the lines with a sharp pencil or a water-soluble pen.
2. **Fabric you cannot see through**
   Lay dressmaker’s carbon paper colored side down on the fabric with page 2 on top, tape the layers and trace the lines firmly with a ballpoint pen.
3. **Iron-on**
   Go over the lines of page 3, the mirrored page, with an iron-on transfer pen, lay it ink side down on the fabric and press with a dry iron.

Pages 2 and 3 are the pattern at actual size. Print them at 100% with scaling turned off.

Stitches

- **Chain stitch**, 3 strands
  Outer rail
- **Stem stitch**, 2 strands
  Inner rail, flower stalks
- **French knot**, 1 strand, two wraps
  Rail dots
- **Fishbone stitch**, 2 strands
  Leaves
- **Long and short stitch**, 1 strand
  Petals
- **Satin stitch**, 2 strands
  Sepals, vine stems
- **Back stitch**, 2 strands
  Tendrils
- **Padded satin stitch**, 2 strands
  Flower hearts
- **Woven wheel stitch**, 2 strands
  Buttons

For your own stitching, gifts and handmade pieces you sell. Do not resell or share this PDF.

Indigo vine placket for a kurta

6 inch hoop

Print at 100% (actual size). Do not scale or fit to page. Check the square below with a ruler before you trace.



1 in
25.4 mm

Check square: 1 inch (25.4 mm) on each side.
If it measures anything else, print again at 100% with scaling off.

For your own stitching, gifts and handmade pieces you sell. Do not resell or share this PDF.

Indigo vine placket for a kurta

6 inch hoop

Mirrored. Trace this page with an iron-on transfer pen or pencil, then press it ink side down on the fabric.



1 in
25.4 mm

Check square: 1 inch (25.4 mm) on each side.
If it measures anything else, print again at 100% with scaling off.

For your own stitching, gifts and handmade pieces you sell. Do not resell or share this PDF.