Infant loss ribbon with snowdrops

6 inch (15 cm) hoop, 3.4 × 4.3 in (8.6 × 10.9 cm)



Colors by number: page 2.
Fabric: sage green cotton or linen.

Stitch in this order

Where a stitch page says otherwise, follow this list.

1. **Fishbone stitch**, 2 strands
   Leaves



2. **Long and short stitch**, 1 strand
   Petals, inner cups



3. **Satin stitch**, 2 strands
   Stalks, blue half of the ribbon, pink half of the ribbon, green marks, ovaries, spathes



4. **Stem stitch**, 1 strand
   Ribbon edges, fold line

5. **Split stitch**, 1 strand
   Petal edges

Take out lines that still show, press face down, finish the hoop.

How to read it

Floss has six strands: cut 18 inches (45 cm), pull out the number named one at a time, and lay them together.

Start a filling with tiny stitches, a line with a small knot; end under stitches on the back.

Every stitch in pictures: flossfield.com/embroidery/stitches.

New to this: flossfield.com/embroidery/guides/how-to-start.

Onto the fabric

Fabric you can see through: page 3 taped to a sunny window, the fabric over it; trace.

Other fabric: dressmaker's carbon paper, colored side down, page 3 on top; trace with a ballpoint.

Iron-on pen: go over page 4, the mirrored page, and press it ink side down as the pen's packet says. The lines stay.

Then hoop it, inner ring under, tight as a drum.

Buy: 18 colors of floss (page 2), one skein of each color (an estimate from the drawing's lines and shapes), an embroidery needle size 9, a 6 inch (15 cm) hoop, a 9 inch (23 cm) square of sage green cotton or linen, a water-soluble pen.

For your own stitching, gifts and handmade pieces you sell. Do not resell or share this PDF or copies of it.

Infant loss ribbon with snowdrops

6 inch hoop

A number is a color of the list. Fine lines show which way the stitches lie: do not stitch them.

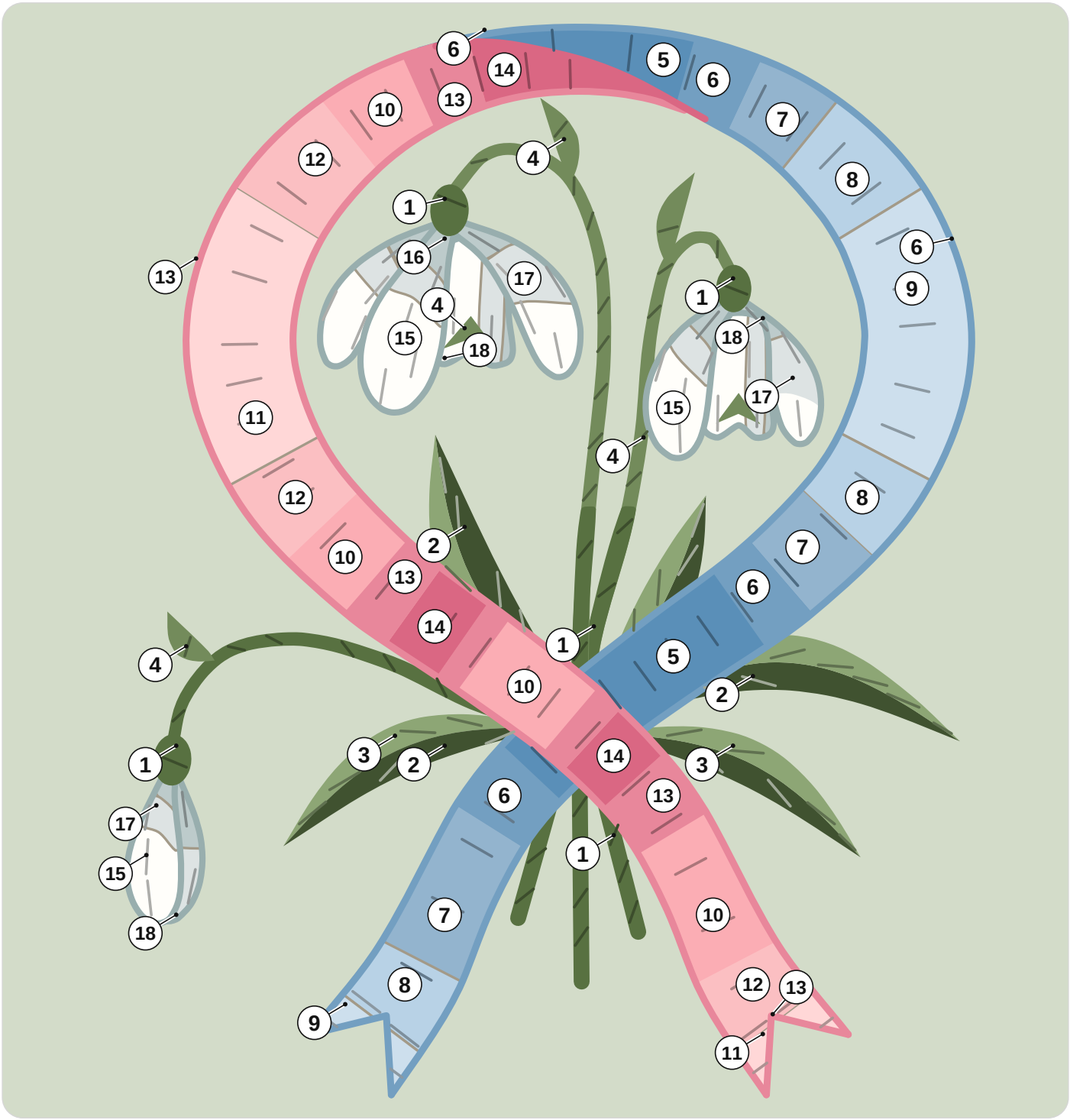

1	DMC 987 Dark Forest Green	7	DMC 3755 Baby Blue	13	DMC 3733 Dusty Rose
2	DMC 986 Very Dark Forest Green	8	DMC 3325 Light Baby Blue	14	DMC 3731 Very Dark Dusty Rose
3	DMC 989 Forest Green	9	DMC 3841 Pale Baby Blue	15	DMC BLANC White
4	DMC 988 Medium Forest Green	10	DMC 3326 Light Rose	16	DMC 927 Light Gray Green
5	DMC 322 Dark Baby Blue	11	DMC 963 Ultra Very Light Dusty Rose	17	DMC 928 Very Light Gray Green
6	DMC 334 Medium Baby Blue	12	DMC 3689 Light Mauve	18	DMC 926 Medium Gray Green

For your own stitching, gifts and handmade pieces you sell. Do not resell or share this PDF or copies of it.

Infant loss ribbon with snowdrops

6 inch hoop

Print at 100% and measure the square. Trace the black lines only. The gray ring is the hoop: fold the fabric in four and lay the folds on its ticks.

On the drawing a broken line inside a shape is where two shades meet: trace it, do not stitch it.



1 in
25.4 mm

Not 1 inch (25.4 mm)? Print again at 100%.

For your own stitching, gifts and handmade pieces you sell. Do not resell or share this PDF or copies of it.

Infant loss ribbon with snowdrops

6 inch hoop

For an iron-on pen only. Go over the lines, press ink side down.



1 in
25.4 mm

Not 1 inch (25.4 mm)? Print again at 100%.

For your own stitching, gifts and handmade pieces you sell. Do not resell or share this PDF or copies of it.