Islamic star and cross tile

6 inch (15 cm) hoop, 4 × 4 in (10.2 × 10.2 cm)



A number is a row of the list.

Floss

- **DMC 336 Navy Blue**
  Darker bands, square in the cross and dots over the buds
- **DMC 3809 Very Dark Turquoise**
  Lighter bands and flower petals in the stars
- **DMC 3852 Very Dark Straw**
  Flower middles, petals in the cross, dot in the cross and buds between the stars

What you need

A 6 inch (15 cm) hoop.

A 9 inch (23 cm) square of white or light cotton or linen.

An embroidery needle, size 7.

One skein of each color (an estimate from the drawing's lines and shapes).

A water-soluble pen, and small scissors.

Onto the fabric

Fabric you can see through: page 2 taped to a sunny window, the fabric over it; trace.

Other fabric: dressmaker's carbon paper, colored side down, page 2 on top; trace with a ballpoint.

Iron-on pen: go over page 3, the mirrored page, and press it ink side down as the pen's packet says. The lines stay.

Then hoop it, inner ring under, tight as a drum.

How to read it

Floss has six strands: cut 18 inches (45 cm), pull out the number named one at a time, and lay them together.

Start with a small knot on the back; end under a few stitches.

Every stitch in pictures: flossfield.com/embroidery/stitches.

New to this: flossfield.com/embroidery/guides/how-to-start.

Stitch in this order

Where a stitch page says otherwise, follow this list.

1. **Back stitch**, 2 strands
   Darker bands, lighter bands, square in the cross

2. **Lazy daisy stitch**, 2 strands
   Flower petals in the stars, petals in the cross, buds between the stars



Stitch in this order, continued

3. **French knot**
   2 strands, two wraps
   Flower middles, dot in the cross, dots over the buds



Take out lines that still show, press face down, finish the hoop.

For your own stitching, gifts and handmade pieces you sell. Do not resell or share this PDF or copies of it.

Islamic star and cross tile

6 inch hoop

Print at 100% and measure the square. Trace the black lines only. The gray ring is the hoop: fold the fabric in four and lay the folds on its ticks.

On the drawing a ring is one French knot: mark a dot; a loop is one lazy daisy, begun at its point.



1 in
25.4 mm

Not 1 inch (25.4 mm)? Print again at 100%.

For your own stitching, gifts and handmade pieces you sell. Do not resell or share this PDF or copies of it.

Islamic star and cross tile

6 inch hoop

For an iron-on pen only. Go over the lines, press ink side down.



1 in
25.4 mm

Not 1 inch (25.4 mm)? Print again at 100%.

For your own stitching, gifts and handmade pieces you sell. Do not resell or share this PDF or copies of it.