Italian whitework vine border frame

Sized for a 6 inch hoop (15 cm). The stitched design is about 3.9 × 3.9 in (9.9 × 9.9 cm).



Which color goes where.

Three ways to transfer the pattern

1. **Fabric you can see through**
   Tape page 2 to a sunny window or lay it on a light box, tape the fabric over it and trace the lines with a sharp pencil or a water-soluble pen.
2. **Fabric you cannot see through**
   Lay dressmaker's carbon paper colored side down on the fabric with page 2 on top, tape the layers and trace the lines firmly with a ballpoint pen.
3. **Iron-on**
   Go over the lines of page 3, the mirrored page, with an iron-on transfer pen, lay it ink side down on the fabric and press with a dry iron.

Pages 2 and 3 are the pattern at actual size. Print them at 100% with scaling turned off.

Floss

- **DMC 3866 Ultra Very Light Mocha**
  Scallops, vine stems and scroll stems, acanthus scrolls (light) and 5 more parts
- **DMC 842 Very Light Beige Brown**
  Vine leaves and sheath leaves (darker), acanthus scrolls (dark), pomegranate leaves
- **DMC 3033 Very Light Mocha Brown**
  Vine leaves and sheath leaves (lighter), acanthus scrolls (middle)
- **DMC B5200 Snow White**
  Grapes, scroll flowers and scallop knots, pomegranates and pomegranate crowns (lighter)
- **DMC 676 Light Old Gold**
  Pomegranate seeds and flower hearts

Stitches

- **Straight stitch**, 3 strands
  Hemstitch bars
- **Stem stitch**, 3 strands
  Hemstitch line, foot of the lace
- **Padded satin stitch**, 2 strands
  Acanthus scrolls, pomegranate crowns, pomegranates
- **Satin stitch**, 2 strands
  Scroll stems, vine stems, sheath leaves, scroll flowers, pomegranate leaves, vine leaves
- **French knot**, 2 strands, two wraps
  Flower hearts, pomegranate seeds, scallop knots
- **Colonial knot**, 2 strands, two wraps
  Grapes
- **Buttonhole stitch**, 2 strands
  Scallops

For your own stitching, gifts and handmade pieces you sell. Do not resell or share this PDF.

Italian whitework vine border frame

6 inch hoop

Print at 100% (actual size). Do not scale or fit to page. Check the square below with a ruler before you trace.



1 in
25.4 mm

Check square: 1 inch (25.4 mm) on each side.
If it measures anything else, print again at 100% with scaling off.

For your own stitching, gifts and handmade pieces you sell. Do not resell or share this PDF.

Italian whitework vine border frame

6 inch hoop

Mirrored. Trace this page with an iron-on transfer pen or pencil, then press it ink side down on the fabric.



1 in
25.4 mm

Check square: 1 inch (25.4 mm) on each side.
If it measures anything else, print again at 100% with scaling off.

For your own stitching, gifts and handmade pieces you sell. Do not resell or share this PDF.