Ammonite fossil, small and easy

Sized for a 6 inch hoop (15 cm). The stitched design is about 3.1 × 2.8 in (7.9 × 7.1 cm).



Which color goes where.

Three ways to transfer the pattern

1. **Fabric you can see through**
   Tape page 2 to a sunny window or lay it on a light box, tape the fabric over it and trace the lines with a sharp pencil or a water-soluble pen.
2. **Fabric you cannot see through**
   Lay dressmaker's carbon paper colored side down on the fabric with page 2 on top, tape the layers and trace the lines firmly with a ballpoint pen.
3. **Iron-on**
   Go over the lines of page 3, the mirrored page, with an iron-on transfer pen, lay it ink side down on the fabric and press with a dry iron.

Pages 2 and 3 are the pattern at actual size. Print them at 100% with scaling turned off.

Floss

- **DMC 712 Cream**
  Long ribs (light), sea lily feathers and heart, short ribs (darker)
- **DMC 648 Light Beaver Gray**
  Seam (darker), long ribs (dark), sea lily arm, sea lily stalk and sea lily root
- **DMC 646 Dark Beaver Gray**
  Long ribs (darkest)
- **DMC B5200 Snow White**
  Long ribs (lightest), seam and short ribs (lighter)

Stitches

- **Lazy daisy stitch**, 2 strands
  Sea lily feathers
- **Stem stitch**, 2 strands
  Sea lily arm
- **Chain stitch**, 3 strands
  Sea lily stalk
- **Straight stitch**, 2 strands
  Sea lily root
- **Satin stitch**, 2 strands
  Long ribs, short ribs
- **French knot**, 1 to 2 strands, two wraps
  Heart
- **Whipped back stitch**, 2 strands
  Seam

In a 6 inch hoop the French knots and the shortest lazy daisy loops are drawn smaller than about 2 mm (a little over 1/16 in). Use one strand of floss for them there, or choose a larger hoop.

For your own stitching, gifts and handmade pieces you sell. Do not resell or share this PDF.

Ammonite fossil, small and easy

6 inch hoop

Print at 100% (actual size). Do not scale or fit to page. Check the square below with a ruler before you trace.



1 in
25.4 mm

Check square: 1 inch (25.4 mm) on each side.
If it measures anything else, print again at 100% with scaling off.

For your own stitching, gifts and handmade pieces you sell. Do not resell or share this PDF.

Ammonite fossil, small and easy

6 inch hoop

Mirrored. Trace this page with an iron-on transfer pen or pencil, then press it ink side down on the fabric.



1 in
25.4 mm

Check square: 1 inch (25.4 mm) on each side.
If it measures anything else, print again at 100% with scaling off.

For your own stitching, gifts and handmade pieces you sell. Do not resell or share this PDF.