Jacobean flower with six petals

Sized for a 6 inch hoop (15 cm). The stitched design is about 4.5 × 4.8 in (11.4 × 12.2 cm).



Which color goes where.

Three ways to transfer the pattern

1. **Fabric you can see through**
   Tape page 2 to a sunny window or lay it on a light box, tape the fabric over it and trace the lines with a sharp pencil or a water-soluble pen.
2. **Fabric you cannot see through**
   Lay dressmaker's carbon paper colored side down on the fabric with page 2 on top, tape the layers and trace the lines firmly with a ballpoint pen.
3. **Iron-on**
   Go over the lines of page 3, the mirrored page, with an iron-on transfer pen, lay it ink side down on the fabric and press with a dry iron.

Pages 2 and 3 are the pattern at actual size. Print them at 100% with scaling turned off.

Floss

- **DMC 986 Very Dark Forest Green**
  Darker half of each leaf
- **DMC 989 Forest Green**
  Lighter half of each leaf
- **DMC 336 Navy Blue**
  Outlines of the petals and middle outline
- **DMC 3350 Ultra Dark Dusty Rose**
  Foot of the petal tongues and middle knots
- **DMC 152 Medium Light Shell Pink**
  Tip of the petal tongues
- **DMC 3755 Baby Blue**
  Rows of the petals
- **DMC 3852 Very Dark Straw**
  Middle trellis

Stitches

- **Satin stitch**, 2 strands
  Leaves (each half slanted to the center vein, in its own color)
- **Long and short stitch**, 1 or 2 strands
  Foot of the petal tongues, tip of the petal tongues
- **Chain stitch**, 2 or 3 strands
  Rows of the petals
- **Stem stitch**, 2 or 3 strands
  Outlines of the petals, middle outline
- **Trellis stitch**, 2 strands
  Middle trellis
- **French knot**, 2 strands, two wraps
  Middle knots

For your own stitching, gifts and handmade pieces you sell. Do not resell or share this PDF.

Jacobean flower with six petals

6 inch hoop

Print at 100% (actual size). Do not scale or fit to page. Check the square below with a ruler before you trace.



1 in
25.4 mm

Check square: 1 inch (25.4 mm) on each side.
If it measures anything else, print again at 100% with scaling off.

For your own stitching, gifts and handmade pieces you sell. Do not resell or share this PDF.

Jacobean flower with six petals

6 inch hoop

Mirrored. Trace this page with an iron-on transfer pen or pencil, then press it ink side down on the fabric.



1 in
25.4 mm

Check square: 1 inch (25.4 mm) on each side.
If it measures anything else, print again at 100% with scaling off.

For your own stitching, gifts and handmade pieces you sell. Do not resell or share this PDF.