Jeweled sword with a rose vine

Sized for a 6 inch hoop (15 cm). The stitched design is about 4.2 × 5 in (10.7 × 12.7 cm).



Which color goes where.

Stitches

- **Satin stitch**, 1 to 2 strands
  Thorns, rose vine, left bevel of the blade, right bevel of the blade, groove of the blade, gold hilt, rose leaves, sepals, petal lips, and 7 more
- **Stem stitch**, 1 to 2 strands
  Rose vine, groove of the blade, leaf stalks, gold wire
- **Split stitch**, 1 strand
  Edge of the blade
- **Back stitch**, 1 strand
  Leaf veins
- **Fishbone stitch**, 2 strands
  Sepals
- **Long and short stitch**, 1 strand
  Rose petals, buds
- **Padded satin stitch**, 2 strands
  Guard
- **Straight stitch**, 2 strands
  Lights
- **French knot**, 2 strands, two wraps
  Pearls

Floss

- **DMC 3364 Pine Green** Rose leaves and sepals (light), thorns
- **DMC 3363 Medium Pine Green**
  Rose vine (darker), rose leaves (middle), sepals (dark), leaf stalks
- **DMC 3348 Light Yellow Green**
  Rose vine (lighter), leaf veins, sepals (lightest)
- **DMC 415 Pearl Gray**
  Left bevel of the blade (dark), edge of the blade (darker) and 1 more part
- **DMC 318 Light Steel Gray**
  Right bevel of the blade (light), left bevel of the blade (darkest)
- **DMC 762 Very Light Pearl Gray** Left bevel of the blade (light)
- **DMC 3865 Winter White**
  Edge of the blade (lighter), pearls and lights, left bevel of the blade (lightest)
- **DMC 414 Dark Steel Gray** Right bevel of the blade (middle)
- **DMC 413 Dark Pewter Gray**
  Groove of the blade (darker), right bevel of the blade (dark)
- **DMC 783 Medium Topaz** Gold hilt, guard, pommel and ruby setting (dark)
- **DMC 780 Ultra Very Dark Topaz**
  Ruby setting, guard, gold hilt and pommel (darkest)
- **DMC 3820 Dark Straw** Guard, gold hilt, pommel and ruby setting (light)
- **DMC 3822 Light Straw**
  Guard, gold hilt, ruby setting and pommel (lightest), gold wire
- **DMC 3362 Dark Pine Green** Rose leaves (dark), sepals (darkest)
- **DMC 814 Dark Garnet** Rose petals, buds and ruby (darkest), grip (dark)
- **DMC 498 Dark Red** Rose petals, buds and ruby (dark), grip (middle)
- **DMC 321 Red** Rose petals and ruby (middle), buds (middle dark), grip (light)
- **DMC 350 Medium Coral**
  Rose petals and ruby (light), buds (middle light), petal lips (dark)
- **DMC 352 Light Coral**
  Rose petals and ruby (lightest), petal lips (middle), buds (light)
- **DMC 353 Peach** Petal lips (light), buds (lightest)
- **DMC 911 Medium Emerald Green**
  Pommel emerald and small emeralds (middle)
- **DMC 909 Very Dark Emerald Green**
  Pommel emerald and small emeralds (dark)
- **DMC 954 Nile Green** Pommel emerald and small emeralds (light)

Three ways to transfer the pattern

1. **Fabric you can see through**
   Tape page 2 to a sunny window or lay it on a light box, tape the fabric over it and trace the lines with a sharp pencil or a water-soluble pen.
2. **Fabric you cannot see through**
   Lay dressmaker's carbon paper colored side down on the fabric with page 2 on top, tape the layers and trace the lines firmly with a ballpoint pen.
3. **Iron-on**
   Go over the lines of page 3, the mirrored page, with an iron-on transfer pen, lay it ink side down on the fabric and press with a dry iron.

Pages 2 and 3 are the pattern at actual size. Print them at 100% with scaling turned off.

For your own stitching, gifts and handmade pieces you sell. Do not resell or share this PDF.

Jeweled sword with a rose vine

6 inch hoop

Print at 100% (actual size). Do not scale or fit to page. Check the square below with a ruler before you trace.



1 in
25.4 mm

Check square: 1 inch (25.4 mm) on each side.
If it measures anything else, print again at 100% with scaling off.

For your own stitching, gifts and handmade pieces you sell. Do not resell or share this PDF.

Jeweled sword with a rose vine

6 inch hoop

Mirrored. Trace this page with an iron-on transfer pen or pencil, then press it ink side down on the fabric.



1 in
25.4 mm

Check square: 1 inch (25.4 mm) on each side.
If it measures anything else, print again at 100% with scaling off.

For your own stitching, gifts and handmade pieces you sell. Do not resell or share this PDF.