Joseph’s coat quilt

6 inch (15 cm) hoop, 4.6 × 4.2 in (11.7 × 10.7 cm)



Colors by number: page 2.

Stitch in this order

Where a stitch page says otherwise, follow this list.

1. **Satin stitch**, 2 strands
   Dark halves of the peels of the middle flower, light halves of the peels of the middle flower, dark halves of the peels of the ring round it, light halves of the peels of the ring round it, dark halves of the peels that ray outward, light halves of the peels that ray outward, dark halves of the peels of the rim, light halves of the peels of the rim



2. **French knot**
   2 strands for the knots on the joints and 3 for the knot in the middle, two wraps
   Knots on the joints, knot in the middle



Take out lines that still show, press face down, finish the hoop.

How to read it

Floss has six strands: cut 18 inches (45 cm), pull out the number named one at a time, and lay them together.

Start a filling with tiny stitches, a line with a small knot; end under stitches on the back.

Every stitch in pictures: flossfield.com/embroidery/stitches.

New to this: flossfield.com/embroidery/guides/how-to-start.

Onto the fabric

Fabric you can see through: page 3 taped to a sunny window, the fabric over it; trace.

Other fabric: dressmaker’s carbon paper, colored side down, page 3 on top; trace with a ballpoint.

Iron-on pen: go over page 4, the mirrored page, and press it ink side down as the pen’s packet says. The lines stay.

Then hoop it, inner ring under, tight as a drum.

Buy: 8 colors of floss (page 2), one skein of each color (an estimate from the drawing’s lines and shapes), an embroidery needle size 7, a 6 inch (15 cm) hoop, a 9 inch (23 cm) square of white or light cotton or linen, a water-soluble pen.

For your own stitching, gifts and handmade pieces you sell. Do not resell or share this PDF or copies of it.

Joseph’s coat quilt

6 inch hoop

A number is a color of the list.



1 DMC 3831 Dark Raspberry	**4** DMC 3852 Very Dark Straw	**7** DMC 597 Turquoise
2 DMC 351 Coral	**5** DMC 726 Light Topaz	**8** DMC 336 Navy Blue
3 DMC 152 Medium Light Shell Pink	**6** DMC 3809 Very Dark Turquoise	

For your own stitching, gifts and handmade pieces you sell. Do not resell or share this PDF or copies of it.

Joseph’s coat quilt

6 inch hoop

Print at 100% and measure the square. Trace the black lines only. The gray ring is the hoop: fold the fabric in four and lay the folds on its ticks.
On the drawing a ring is one French knot: mark a dot.

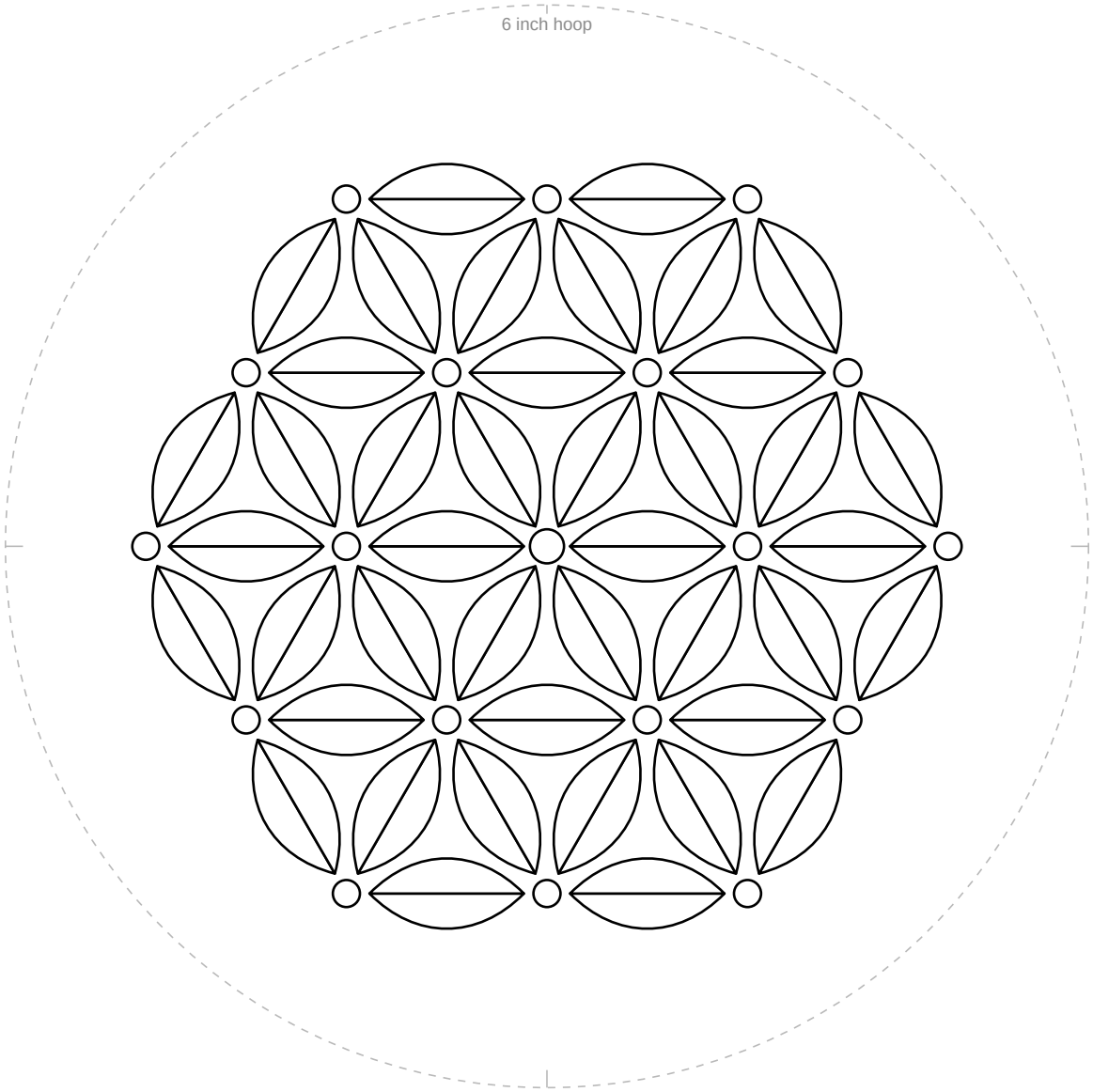

1 in
25.4 mm

Not 1 inch (25.4 mm)? Print again at 100%.

For your own stitching, gifts and handmade pieces you sell. Do not resell or share this PDF or copies of it.

Joseph’s coat quilt

6 inch hoop

For an iron-on pen only. Go over the lines, press ink side down.

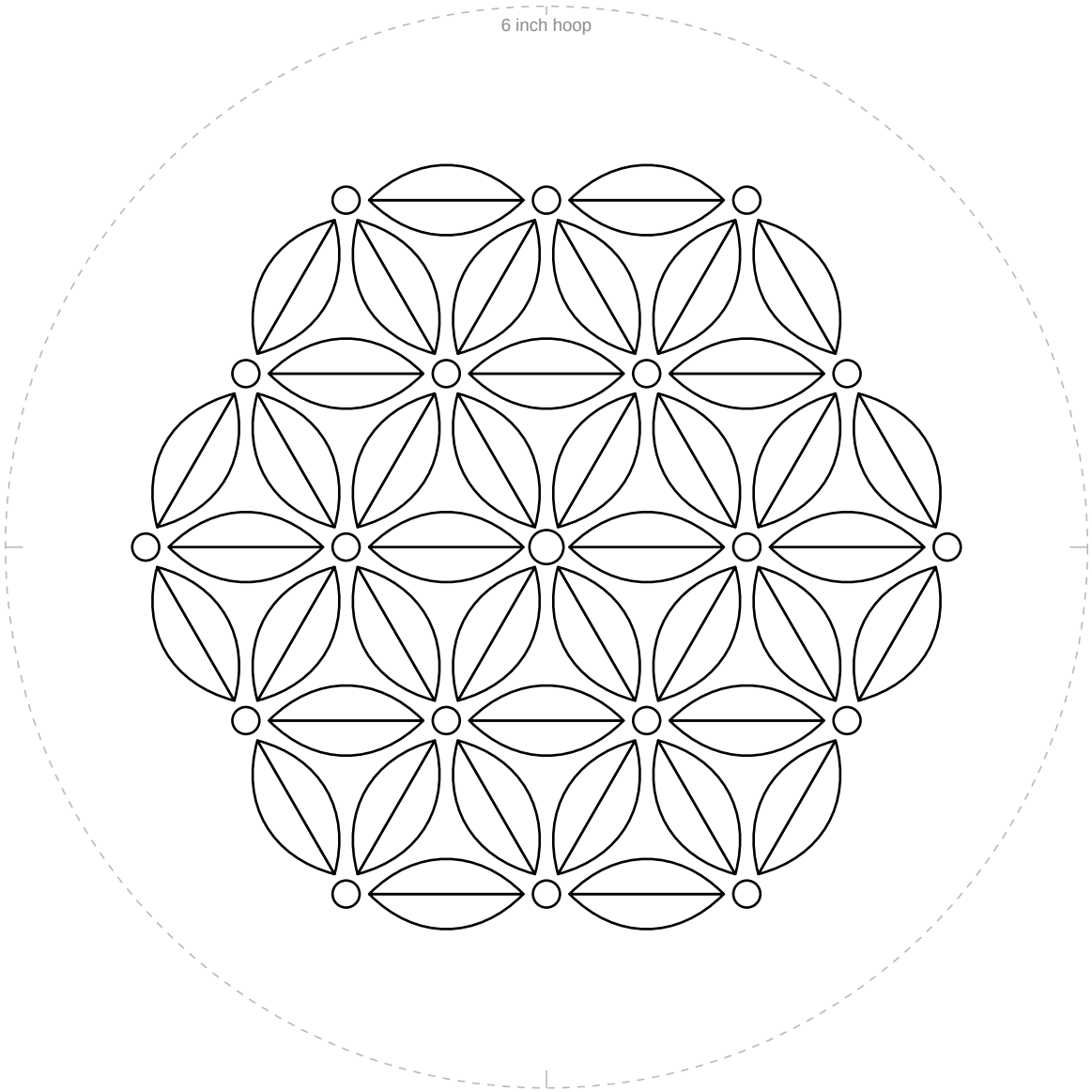

1 in
25.4 mm

Not 1 inch (25.4 mm)? Print again at 100%.

For your own stitching, gifts and handmade pieces you sell. Do not resell or share this PDF or copies of it.