Kantha style home in running stitch

Sized for a 6 inch hoop (15 cm). The stitched design is about 4 × 4 in (10.2 × 10.2 cm).



Which color goes where.

Floss

- **DMC 336 Navy Blue**
  Border lines, word home, windows and tree platform (darker), pond edge and 2 more parts
- **DMC 347 Very Dark Salmon**
  Border lines and word home (lighter), trunk and boughs and roof and 11 more parts
- **DMC 3345 Dark Hunter Green**
  Vine, mango stalks and leaf stalks, mango leaves and border leaves (darker)
- **DMC 783 Medium Topaz**
  Walls and steps, mangoes, border flowers and fish (lighter) and 5 more parts
- **DMC 470 Light Avocado Green**
  Mango leaves and border leaves (lighter)
- **DMC 322 Dark Baby Blue**
  Water, door (light), windows (lighter)
- **DMC 3046 Medium Yellow Beige**
  Ripples

Stitches

- **Running stitch**, 2 to 3 strands
  Border lines, vine, border leaves, corner lotuses, roof, walls, door, windows, plinth, steps, trunk and boughs, leaf stalks, mango leaves, and 11 more
- **Straight stitch**, 3 strands
  Border flowers
- **French knot**, 2 strands, two wraps
  Border flower hearts, fish eyes

Three ways to transfer the pattern

1. **Fabric you can see through**
   Tape page 2 to a sunny window or lay it on a light box, tape the fabric over it and trace the lines with a sharp pencil or a water-soluble pen.
2. **Fabric you cannot see through**
   Lay dressmaker’s carbon paper colored side down on the fabric with page 2 on top, tape the layers and trace the lines firmly with a ballpoint pen.
3. **Iron-on**
   Go over the lines of page 3, the mirrored page, with an iron-on transfer pen, lay it ink side down on the fabric and press with a dry iron.

Pages 2 and 3 are the pattern at actual size. Print them at 100% with scaling turned off.

For your own stitching, gifts and handmade pieces you sell. Do not resell or share this PDF.

Kantha style home in running stitch

6 inch hoop

Print at 100% (actual size). Do not scale or fit to page. Check the square below with a ruler before you trace.



1 in
25.4 mm

Check square: 1 inch (25.4 mm) on each side.
If it measures anything else, print again at 100% with scaling off.

For your own stitching, gifts and handmade pieces you sell. Do not resell or share this PDF.

Kantha style home in running stitch

6 inch hoop

Mirrored. Trace this page with an iron-on transfer pen or pencil, then press it ink side down on the fabric.



1 in
25.4 mm

Check square: 1 inch (25.4 mm) on each side.
If it measures anything else, print again at 100% with scaling off.

For your own stitching, gifts and handmade pieces you sell. Do not resell or share this PDF.