# Kashmiri style paisley shawl border

Sized for a 6 inch hoop (15 cm). The stitched design is about 4.4 × 2.4 in (11.2 × 6.1 cm).



Which color goes where.

## Stitches

- **Chain stitch**, 1 to 2 strands
  Frame lines, paisley edges
- **Stem stitch**, 1 to 3 strands
  Frame lines, vine, sprays, chinar veins, saffron lines, bouquet stems
- **Fishbone stitch**, 2 strands
  Frame leaves, vine leaves, bouquet leaves
- **French knot**, 1 to 2 strands, two wraps
  Frame berries, frame rosettes, blossom hearts, paisley edges
- **Satin stitch**, 1 to 2 strands
  Frame rosettes, blossom buds, almond blossom, paisley bands, bouquet flowers, bouquet buds
- **Straight stitch**, 1 to 2 strands
  Bud cups, blossom hearts, chinar veins
- **Long and short stitch**, 1 strand
  Chinar leaves, paisley hearts

## Three ways to transfer the pattern

1. **Fabric you can see through**
   Tape page 2 to a sunny window or lay it on a light box, tape the fabric over it and trace the lines with a sharp pencil or a water-soluble pen.
2. **Fabric you cannot see through**
   Lay dressmaker's carbon paper colored side down on the fabric with page 2 on top, tape the layers and trace the lines firmly with a ballpoint pen.
3. **Iron-on**
   Go over the lines of page 3, the mirrored page, with an iron-on transfer pen, lay it ink side down on the fabric and press with a dry iron.

Pages 2 and 3 are the pattern at actual size. Print them at 100% with scaling turned off.

## Floss

- **DMC 783 Medium Topaz** Frame lines (darker)
- **DMC 3820 Dark Straw**
  Frame lines (lighter), saffron lines
- **DMC 3363 Medium Pine Green**
  Frame leaves and vine leaves (darker), vine
- **DMC 3013 Light Khaki Green**
  Frame leaves, vine leaves and bouquet leaves (lighter), bouquet stems
- **DMC 3822 Light Straw**
  Frame berries (lighter), chinar veins, blossom hearts (light) and 2 more parts
- **DMC 3328 Dark Salmon**
  Paisley bands (lightest), frame berries (darker), frame rosettes (dark)
- **DMC 352 Light Coral**
  Frame rosettes (middle), blossom buds (darker)
- **DMC 3364 Pine Green**
  Sprays and bud cups, bouquet leaves (darker)
- **DMC 712 Cream**
  Almond blossom and blossom buds (lighter), bouquet flowers and bouquet buds (lightest)
- **DMC 739 Ultra Very Light Tan**
  Paisley edges (lighter), almond blossom (darker), blossom hearts (lightest)
- **DMC 347 Very Dark Salmon**
  Paisley bands (middle dark), blossom hearts (darkest)
- **DMC 919 Red Copper** Chinar leaves (darker)
- **DMC 922 Light Copper** Chinar leaves (lighter)
- **DMC 817 Very Dark Coral Red**
  Paisley bands (darkest), paisley hearts (darker)
- **DMC 3808 Ultra Very Dark Turquoise**
  Paisley hearts (lighter), paisley bands (dark)
- **DMC 761 Light Salmon**
  Bouquet flowers and bouquet buds (dark)
- **DMC 3712 Medium Salmon**
  Bouquet flowers and bouquet buds (darkest)
- **DMC 948 Very Light Peach**
  Bouquet flowers and bouquet buds (light)
- **DMC 3809 Very Dark Turquoise**
  Paisley bands (middle light)
- **DMC 3810 Dark Turquoise** Paisley bands (light)
- **DMC 3721 Dark Shell Pink** Blossom hearts (dark)



For your own stitching, gifts and handmade pieces you sell. Do not resell or share this PDF.

# Kashmiri style paisley shawl border

**6 inch hoop**

Print at 100% (actual size). Do not scale or fit to page. Check the square below with a ruler before you trace.




**1 in**
25.4 mm

Check square: 1 inch (25.4 mm) on each side.
If it measures anything else, print again at 100% with scaling off.



For your own stitching, gifts and handmade pieces you sell. Do not resell or share this PDF.

# Kashmiri style paisley shawl border

**6 inch hoop**

Mirrored. Trace this page with an iron-on transfer pen or pencil, then press it ink side down on the fabric.




**1 in**
25.4 mm

Check square: 1 inch (25.4 mm) on each side.
If it measures anything else, print again at 100% with scaling off.



For your own stitching, gifts and handmade pieces you sell. Do not resell or share this PDF.