Kimono doll in a glass case

Sized for a 6 inch hoop (15 cm). The stitched design is about 4.7 × 4.5 in (11.9 × 11.4 cm).



Which color goes where.

Stitches

- **Back stitch**, 1 strand
  Far glass lines, parasol struts, eye, glass lights
- **Long and short stitch**, 1 strand
  Parasol paper, face and neck, kimono, obi, obi tails, obi bow, hair
- **Satin stitch**, 2 strands
  Parasol ring, parasol hub, hem lining, collar, sleeve lining, wisteria leaves, cranes, crane tails, and 12 more
- **Straight stitch**, 1 to 2 strands
  Parasol ribs, crane legs, crane bills, fingers, brow, mouth
- **Stem stitch**, 1 to 4 strands
  Parasol edge, parasol handle, wisteria vines, crane throats, frame edges, base ornament
- **Split stitch**, 1 strand
  Kimono edges, crane feathers, obi edges, obi folds, profile
- **French knot**, 1 to 2 strands, two wraps
  Wisteria, flower hearts, base ornament, scroll ends
- **Couching**, 3 strands
  Obi cord
- **Fishbone stitch**, 2 strands
  Scroll leaves

In a 6 inch hoop the French knots are drawn smaller than about 2 mm (a little over 1/16 in). Use one strand of floss for them there, or choose a larger hoop.

Floss

- **DMC 415 Pearl Gray**
  Frame edges, far glass lines and glass lights, cranes (darker)
- **DMC 738 Very Light Tan** Parasol paper (darker)
- **DMC 712 Cream** Parasol paper (lighter)
- **DMC 350 Medium Coral**
  Parasol ring (darker), hem lining and sleeve lining and 4 more parts
- **DMC 352 Light Coral**
  Parasol ring and silk flowers (lighter), collar and 3 more parts
- **DMC 780 Ultra Very Dark Topaz**
  Obi edges and parasol ribs, obi tails (darkest) and 6 more parts
- **DMC 782 Dark Topaz**
  Obi (middle), obi tails (dark) and 8 more parts
- **DMC 3770 Very Light Tawny** Face and neck (lighter)
- **DMC 950 Light Desert Sand**
  Face and neck (darker), hand
- **DMC 504 Very Light Blue Green** Kimono (light)
- **DMC 501 Dark Blue Green**
  Kimono (darkest), kimono edges, wisteria vines and wisteria leaves
- **DMC 502 Blue Green** Kimono (dark)
- **DMC 503 Medium Blue Green** Kimono (middle)
- **DMC 772 Very Light Yellow Green** Kimono (lightest)
- **DMC 333 Very Dark Blue Violet** Wisteria (dark)
- **DMC 340 Medium Blue Violet** Wisteria (middle)
- **DMC 3747 Very Light Blue Violet** Wisteria (light)
- **DMC 310 Black**
  Case frame, case base and crane wing tips, hair (darker) and 4 more parts
- **DMC 3865 Winter White** Cranes (lighter), crane necks
- **DMC 3821 Straw**
  Obi bow (lightest), scroll leaves (lighter) and 5 more parts
- **DMC 317 Pewter Gray** Crane feathers
- **DMC 783 Medium Topaz**
  Whiplash scrolls (lighter), obi bow (light) and 5 more parts
- **DMC 3064 Desert Sand** Profile and fingers
- **DMC 3799 Very Dark Pewter Gray**
  Hair (lighter), brow

Three ways to transfer the pattern

1. **Fabric you can see through**
   Tape page 2 to a sunny window or lay it on a light box, tape the fabric over it and trace the lines with a sharp pencil or a water-soluble pen.
2. **Fabric you cannot see through**
   Lay dressmaker's carbon paper colored side down on the fabric with page 2 on top, tape the layers and trace the lines firmly with a ballpoint pen.
3. **Iron-on**
   Go over the lines of page 3, the mirrored page, with an iron-on transfer pen, lay it ink side down on the fabric and press with a dry iron.

Pages 2 and 3 are the pattern at actual size. Print them at 100% with scaling turned off.

For your own stitching, gifts and handmade pieces you sell. Do not resell or share this PDF.

Kimono doll in a glass case

6 inch hoop

Print at 100% (actual size). Do not scale or fit to page. Check the square below with a ruler before you trace.



1 in
25.4 mm

Check square: 1 inch (25.4 mm) on each side.
If it measures anything else, print again at 100% with scaling off.

For your own stitching, gifts and handmade pieces you sell. Do not resell or share this PDF.

Kimono doll in a glass case

6 inch hoop

Mirrored. Trace this page with an iron-on transfer pen or pencil, then press it ink side down on the fabric.



1 in
25.4 mm

Check square: 1 inch (25.4 mm) on each side.
If it measures anything else, print again at 100% with scaling off.

For your own stitching, gifts and handmade pieces you sell. Do not resell or share this PDF.