Laboratory microscope, flask and flowers

Sized for a 6 inch hoop (15 cm). The stitched design is about 4 × 4.2 in (10.2 × 10.7 cm).



Which color goes where.

Stitches

- **Split stitch**, 1 to 2 strands
  Bench shadow, pillar, condenser, glass slide, objective, sleeve, roots, clear drop, bell veins, and 3 more
- **Long and short stitch**, 1 strand
  Microscope foot, pillar, mirror glass, condenser, curved arm, stage, objective, nosepiece, and 8 more
- **Satin stitch**, 2 strands
  Mirror arm, mirror rim, arm joint, glass slide, eyepiece lens, focus wheel, water line, ferns, and 4 more
- **Stem stitch**, 2 to 3 strands
  Stems in water, fern stems, stems
- **Straight stitch**, 1 strand
  Poppy stamens, poppy heart
- **French knot**, 1 to 2 strands, two wraps
  Poppy stamens, poppy heart

In a 6 inch hoop the French knots are drawn smaller than about 2 mm (a little over 1/16 in). Use one strand of floss for them there, or choose a larger hoop.

Floss

- **DMC 422 Light Hazelnut Brown**
  Poppy petals (darkest), bench shadow
- **DMC 823 Dark Navy Blue**
  Microscope foot, stage and poppy stamens (darker), eyepiece lens
- **DMC 930 Dark Antique Blue**
  Microscope foot and stage (lighter), flask glass and 2 more parts
- **DMC 729 Medium Old Gold**
  Body tube (dark), pillar, sleeve and arm joint (middle) and 9 more parts
- **DMC 680 Dark Old Gold**
  Curved arm and sleeve (dark), body tube (darkest) and 10 more parts
- **DMC 676 Light Old Gold**
  Curved arm, body tube, pillar and arm joint (light) and 8 more parts
- **DMC 739 Ultra Very Light Tan**
  Poppy petals (light), body tube and pillar (lightest) and 9 more parts
- **DMC 420 Dark Hazelnut Brown**
  Sleeve, arm joint, mirror rim and focus wheel (darkest) and 3 more parts
- **DMC 3753 Ultra Very Light Antique Blue**
  Water (lighter), mirror glass (middle), water line and 2 more parts
- **DMC 3752 Very Light Antique Blue**
  Water and glass slide (darker), mirror glass and clear drop (dark)
- **DMC 712 Cream**
  Poppy petals and clear drop (lightest), roots and 2 more parts
- **DMC 522 Fern Green**
  Ferns and fern stems (darker), stems in water and calyxes
- **DMC 524 Very Light Fern Green**
  Ferns and fern stems (lighter), poppy heart (light)
- **DMC 520 Dark Fern Green** Stems, poppy heart (dark)
- **DMC 208 Very Dark Lavender**
  Bell linings and bell veins, bellflowers and bell buds (dark)
- **DMC 210 Medium Lavender**
  Bellflowers and bell buds (middle)
- **DMC 211 Light Lavender**
  Bellflowers and bell buds (light)
- **DMC 738 Very Light Tan**
  Petal edges, poppy petals (dark)

Three ways to transfer the pattern

1. **Fabric you can see through**
   Tape page 2 to a sunny window or lay it on a light box, tape the fabric over it and trace the lines with a sharp pencil or a water-soluble pen.
2. **Fabric you cannot see through**
   Lay dressmaker's carbon paper colored side down on the fabric with page 2 on top, tape the layers and trace the lines firmly with a ballpoint pen.
3. **Iron-on**
   Go over the lines of page 3, the mirrored page, with an iron-on transfer pen, lay it ink side down on the fabric and press with a dry iron.

Pages 2 and 3 are the pattern at actual size. Print them at 100% with scaling turned off.

For your own stitching, gifts and handmade pieces you sell. Do not resell or share this PDF or copies of it.

Laboratory microscope, flask and flowers

6 inch hoop

Print at 100% (actual size). Do not scale or fit to page. Check the square below with a ruler before you trace.



1 in
25.4 mm

Check square: 1 inch (25.4 mm) on each side.
If it measures anything else, print again at 100% with scaling off.

For your own stitching, gifts and handmade pieces you sell. Do not resell or share this PDF or copies of it.

Laboratory microscope, flask and flowers

6 inch hoop

Mirrored. Trace this page with an iron-on transfer pen or pencil, then press it ink side down on the fabric.

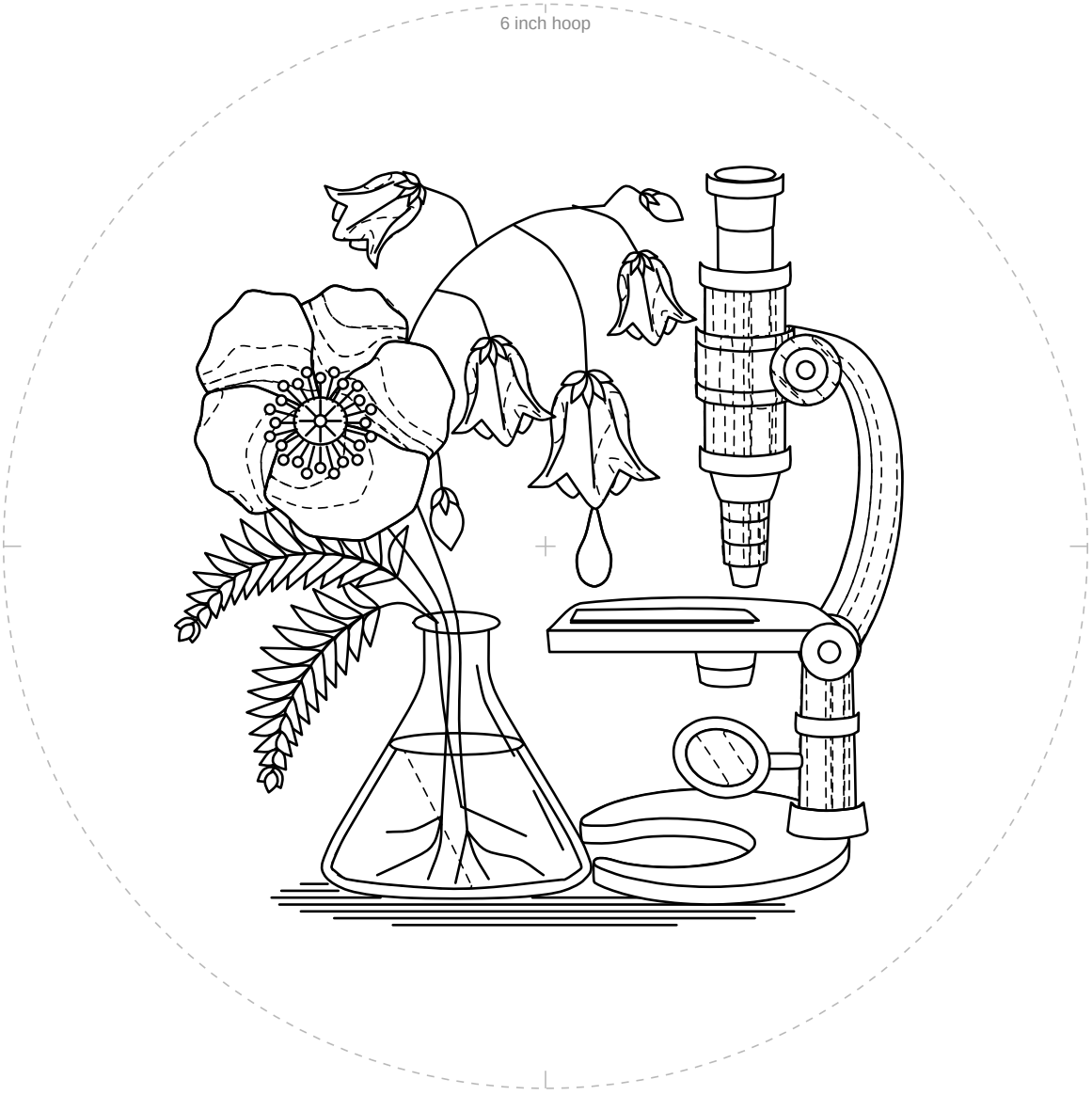

1 in
25.4 mm

Check square: 1 inch (25.4 mm) on each side.
If it measures anything else, print again at 100% with scaling off.

For your own stitching, gifts and handmade pieces you sell. Do not resell or share this PDF or copies of it.