Lily and snake, tattoo style

Sized for a 6 inch hoop (15 cm). The stitched design is about 4.5 × 4.7 in (11.4 × 11.9 cm).



Which color goes where.

Stitches

- **Long and short stitch**, 1 strand
  Leaves, back petals, front petals, bud
- **Stem stitch**, 2 to 3 strands
  Leaf veins, petal veins, outlines, tongue, filaments, pistil
- **Split stitch**, 1 to 4 strands
  Outlines, belly line, petal shading
- **Satin stitch**, 2 strands
  Stem, snake back, snake belly, snake diamonds, petal turnovers, throat, mouth, lower jaw, fangs, snake head, crown mark, eye, anthers
- **Straight stitch**, 1 to 3 strands
  Belly plates, eye, eye light
- **French knot**, 1 to 2 strands, two wraps
  Freckles, nostril, pistil

Three ways to transfer the pattern

1. **Fabric you can see through**
   Tape page 2 to a sunny window or lay it on a light box, tape the fabric over it and trace the lines with a sharp pencil or a water-soluble pen.
2. **Fabric you cannot see through**
   Lay dressmaker's carbon paper colored side down on the fabric with page 2 on top, tape the layers and trace the lines firmly with a ballpoint pen.
3. **Iron-on**
   Go over the lines of page 3, the mirrored page, with an iron-on transfer pen, lay it ink side down on the fabric and press with a dry iron.

Pages 2 and 3 are the pattern at actual size. Print them at 100% with scaling turned off.

Floss

- **DMC 310 Black**
  Outlines, snake diamonds and petal shading, leaves (darkest) and 6 more parts
- **DMC 934 Black Avocado Green**
  Leaves and stem (dark)
- **DMC 469 Avocado Green**
  Stem (middle), leaves (light)
- **DMC 471 Very Light Avocado Green**
  Leaves (lightest), stem (light)
- **DMC 3848 Medium Teal Green**
  Snake back (middle), snake head (darker)
- **DMC 3847 Dark Teal Green** Snake back (dark)
- **DMC 3849 Light Teal Green**
  Snake back (light), snake head (lighter)
- **DMC 3821 Straw**
  Snake belly (darker), anthers and eye (lighter)
- **DMC 3822 Light Straw**
  Snake belly (lighter), lower jaw
- **DMC 3328 Dark Salmon**
  Back petals and front petals (shade 3 of 7), bud (dark)
- **DMC 815 Medium Garnet**
  Petal veins, mouth, freckles and throat, back petals and front petals (shade 1 of 7)
- **DMC 347 Very Dark Salmon**
  Back petals and front petals (shade 2 of 7), tongue, bud (darkest)
- **DMC 760 Salmon**
  Front petals and back petals (shade 4 of 7), bud (middle)
- **DMC 761 Light Salmon**
  Back petals and front petals (shade 5 of 7), bud (light)
- **DMC 3770 Very Light Tawny**
  Front petals and back petals (shade 6 of 7), petal turnovers (darker), bud (lightest)
- **DMC 712 Cream**
  Petal turnovers (lighter), front petals and back petals (shade 7 of 7) and 2 more parts
- **DMC 3348 Light Yellow Green**
  Filaments and pistil
- **DMC 783 Medium Topaz** Anthers (darker)

For your own stitching, gifts and handmade pieces you sell. Do not resell or share this PDF or copies of it.

Lily and snake, tattoo style

6 inch hoop

Print at 100% (actual size). Do not scale or fit to page. Check the square below with a ruler before you trace.



1 in
25.4 mm

Check square: 1 inch (25.4 mm) on each side.
If it measures anything else, print again at 100% with scaling off.

For your own stitching, gifts and handmade pieces you sell. Do not resell or share this PDF or copies of it.

Lily and snake, tattoo style

6 inch hoop

Mirrored. Trace this page with an iron-on transfer pen or pencil, then press it ink side down on the fabric.



1 in
25.4 mm

Check square: 1 inch (25.4 mm) on each side.
If it measures anything else, print again at 100% with scaling off.

For your own stitching, gifts and handmade pieces you sell. Do not resell or share this PDF or copies of it.