Linear mountain sunrise

Sized for a 6 inch hoop (15 cm). The stitched design is about 4.8 × 4.6 in (12.2 × 11.7 cm).



Which color goes where.

Floss

- **DMC 3753 Ultra Very Light Antique Blue**
  Left peak and front peak (lighter), lake (light), sky (lightest)
- **DMC 3856 Ultra Very Light Mahogany**
  Sky (light)
- **DMC 932 Light Antique Blue**
  Left peak and front peak (darker), lake and sky (dark)
- **DMC 931 Medium Antique Blue**
  Right peak (darker), lake and sky (darkest)
- **DMC 3825 Pale Pumpkin**
  Sun
- **DMC 3865 Winter White**
  Right peak (lighter), lake (lightest)
- **DMC 3341 Apricot**
  Reflection

Stitches

- **Running stitch**, 1 to 2 strands
  Sky, lake
- **Back stitch**, 2 to 3 strands
  Sun, right peak, left peak, front peak, reflection

Three ways to transfer the pattern

1. **Fabric you can see through**
   Tape page 2 to a sunny window or lay it on a light box, tape the fabric over it and trace the lines with a sharp pencil or a water-soluble pen.
2. **Fabric you cannot see through**
   Lay dressmaker's carbon paper colored side down on the fabric with page 2 on top, tape the layers and trace the lines firmly with a ballpoint pen.
3. **Iron-on**
   Go over the lines of page 3, the mirrored page, with an iron-on transfer pen, lay it ink side down on the fabric and press with a dry iron.

Pages 2 and 3 are the pattern at actual size. Print them at 100% with scaling turned off.

For your own stitching, gifts and handmade pieces you sell. Do not resell or share this PDF.

Linear mountain sunrise

6 inch hoop

Print at 100% (actual size). Do not scale or fit to page. Check the square below with a ruler before you trace.



1 in
25.4 mm

Check square: 1 inch (25.4 mm) on each side.
If it measures anything else, print again at 100% with scaling off.

For your own stitching, gifts and handmade pieces you sell. Do not resell or share this PDF.

Linear mountain sunrise

6 inch hoop

Mirrored. Trace this page with an iron-on transfer pen or pencil, then press it ink side down on the fabric.



1 in
25.4 mm

Check square: 1 inch (25.4 mm) on each side.
If it measures anything else, print again at 100% with scaling off.

For your own stitching, gifts and handmade pieces you sell. Do not resell or share this PDF.