Little angel christening gown border

Sized for a 6 inch hoop (15 cm). The stitched design is about 4.8 × 2.1 in (12.2 × 5.3 cm).



Which color goes where.

Stitches

- **Long and short stitch**, 1 strand
  Wing feathers, short feathers, robes, sleeves
- **Split stitch**, 1 to 2 strands
  Wing outlines, foot outlines, folds, finger lines, hand outlines, face outlines, eyes, eyebrows, mouths, cross outline, bow outline, scallop edge
- **Satin stitch**, 2 strands
  Wing edges, feet, robe hems, sash, neck, collar, leaves, hands, cuffs, flower buds, faces, hair, ears, cheeks, cross, cross shade, bow, and 4 more
- **Straight stitch**, 1 strand
  Toe lines, eyes
- **Stem stitch**, 1 to 2 strands
  Robe outlines, garland stem, halos, bow outline, hem line
- **French knot**, 2 strands, two wraps
  Flower centers, hem knots
- **Lazy daisy stitch**, 2 strands
  Hem buds

Floss

- **DMC BLANC White**
  Robes and short feathers (light), wing feathers (lightest) and 2 more parts
- **DMC 931 Medium Antique Blue**
  Wing outlines, robe outlines, scallop edge and hem line, wing feathers (darkest)
- **DMC 932 Light Antique Blue**
  Wing feathers, robes and short feathers (dark), scallops and folds
- **DMC 3753 Ultra Very Light Antique Blue**
  Short feathers and robes (middle), wing feathers (light), sleeves (darker)
- **DMC 436 Tan** Faces (lighter), feet and hands
- **DMC 434 Light Brown**
  Neck, hand outlines and ears, foot outlines and toe lines (lighter), faces (darker)
- **DMC 801 Dark Coffee Brown**
  Hair (lighter), face outlines and finger lines, foot outlines (darker) and 2 more parts
- **DMC 223 Light Shell Pink**
  Bow (lighter), hem buds, sash, collar, cuffs, robe hems, cheeks and bow knot
- **DMC 3363 Medium Pine Green**
  Garland stem, leaves (darker)
- **DMC 794 Light Cornflower Blue**
  Forget-me-nots (lighter), flower buds
- **DMC 729 Medium Old Gold**
  Cross, stars, halos, hem knots and flower centers
- **DMC 898 Very Dark Coffee Brown** Hair (darker), eyes
- **DMC 3722 Medium Shell Pink**
  Bow outline and mouths, bow (darker)
- **DMC 3829 Very Dark Old Gold**
  Cross shade and cross outline
- **DMC 522 Fern Green** Leaves (lighter)
- **DMC 3807 Cornflower Blue** Forget-me-nots (darker)

Three ways to transfer the pattern

1. **Fabric you can see through**
   Tape page 2 to a sunny window or lay it on a light box, tape the fabric over it and trace the lines with a sharp pencil or a water-soluble pen.
2. **Fabric you cannot see through**
   Lay dressmaker's carbon paper colored side down on the fabric with page 2 on top, tape the layers and trace the lines firmly with a ballpoint pen.
3. **Iron-on**
   Go over the lines of page 3, the mirrored page, with an iron-on transfer pen, lay it ink side down on the fabric and press with a dry iron.

Pages 2 and 3 are the pattern at actual size. Print them at 100% with scaling turned off.

For your own stitching, gifts and handmade pieces you sell. Do not resell or share this PDF.

Little angel christening gown border

6 inch hoop

Print at 100% (actual size). Do not scale or fit to page. Check the square below with a ruler before you trace.



1 in
25.4 mm

Check square: 1 inch (25.4 mm) on each side.
If it measures anything else, print again at 100% with scaling off.

For your own stitching, gifts and handmade pieces you sell. Do not resell or share this PDF.

Little angel christening gown border

6 inch hoop

Mirrored. Trace this page with an iron-on transfer pen or pencil, then press it ink side down on the fabric.



1 in
25.4 mm

Check square: 1 inch (25.4 mm) on each side.
If it measures anything else, print again at 100% with scaling off.

For your own stitching, gifts and handmade pieces you sell. Do not resell or share this PDF.