Long-sleeved bodysuit with a heart

6 inch (15 cm) hoop, 4.7 × 3.8 in (11.9 × 9.7 cm)



A number is a row of the list.

Floss

- **DMC 336 Navy Blue**
  Bodysuit outline, front of the neck, envelope laps on the shoulders, neck binding, sleeve seams, cuffs and leg bindings with the top of the snap tab
- **DMC 3852 Very Dark Straw**
  Snaps
- **DMC 320 Medium Pistachio Green**
  Sprig stalks and leaves
- **DMC 3350 Ultra Dark Dusty Rose**
  Large heart and small heart

What you need

A 6 inch (15 cm) hoop.

A 9 inch (23 cm) square of white or light cotton or linen.

An embroidery needle, size 7.

One skein of each color (an estimate from the drawing's lines and shapes).

A water-soluble pen, and small scissors.

Onto the fabric

Fabric you can see through: page 2 taped to a sunny window, the fabric over it; trace.

Other fabric: dressmaker's carbon paper, colored side down, page 2 on top; trace with a ballpoint.

Iron-on pen: go over page 3, the mirrored page, and press it ink side down as the pen's packet says. The lines stay.

Then hoop it, inner ring under, tight as a drum.

How to read it

Floss has six strands: cut 18 inches (45 cm), pull out the number named one at a time, and lay them together.

Start a filling with tiny stitches, a line with a small knot; end under stitches on the back.

Every stitch in pictures: flossfield.com/embroidery/stitches.

New to this: flossfield.com/embroidery/guides/how-to-start.

Stitch in this order

Where a stitch page says otherwise, follow this list.

1. **Fishbone stitch**, 2 strands
   Leaves



2. **Satin stitch**, 2 strands
   Small heart



3. **Stem stitch**, 2 or 3 strands
   Bodysuit outline, front of the neck, envelope laps on the shoulders, sprig stalks, large heart

Stitch in this order, continued

4. **Back stitch**, 2 strands
   Neck binding, sleeve seams, cuffs, leg bindings with the top of the snap tab

5. **French knot**
   2 strands, two wraps
   Snaps



Take out lines that still show, press face down, finish the hoop.

For your own stitching, gifts and handmade pieces you sell. Do not resell or share this PDF or copies of it.

Long-sleeved bodysuit with a heart

6 inch hoop

Print at 100% and measure the square. Trace the black lines only. The gray ring is the hoop: fold the fabric in four and lay the folds on its ticks.
On the drawing a ring is one French knot: mark a dot.



1 in
25.4 mm

Not 1 inch (25.4 mm)? Print again at 100%.

For your own stitching, gifts and handmade pieces you sell. Do not resell or share this PDF or copies of it.

Long-sleeved bodysuit with a heart

6 inch hoop

For an iron-on pen only. Go over the lines, press ink side down.



1 in
25.4 mm

Not 1 inch (25.4 mm)? Print again at 100%.

For your own stitching, gifts and handmade pieces you sell. Do not resell or share this PDF or copies of it.