Math teacher chalkboard and apple

Sized for a 6 inch hoop (15 cm). The stitched design is about 4.9 × 4.9 in (12.4 × 12.4 cm).



Which color goes where: by number on page 2.

Stitch in this order

Filled parts from the back of the picture forward, then lines and knots.

1. **Long and short stitch**, 1 strand
   Desk top, desk front, slate, board frame, chalk ledge, set square, duster block, apple, apple highlight, apple hollow, leaf
2. **Satin stitch**, strands by part on page 2
   Chalk pi, duster felt, duster block, stick of chalk, apple stem
3. **Split stitch**, strands by part on page 2
   Desk boards, desk edge, frame lines, chalk circle, letter r, set square lines, duster lines, stick of chalk, apple edge
4. **Stem stitch**, strands by part on page 2
   Round border, set square lines, leaf, apple stem
5. **Straight stitch**, 1 strand
   Set square ticks
6. **French knot**, 2 strands, two wraps
   Chalk circle

Floss

- **1 DMC 437 Light Tan** Desk top (light)
- **2 DMC 433 Medium Brown**
  Desk front and chalk ledge (darker), round border, board frame (dark) and 4 more parts
- **3 DMC 435 Very Light Brown**
  Desk top (dark), desk front (lighter), desk boards, stick of chalk (darker)
- **4 DMC 738 Very Light Tan** Desk top (lightest)
- **5 DMC 924 Very Dark Gray Green** Slate and duster felt (darker)
- **6 DMC 3768 Dark Gray Green** Slate and duster felt (lighter)
- **7 DMC 436 Tan**
  Board frame and duster block (light), chalk ledge (lighter)
- **8 DMC 434 Light Brown**
  Board frame and duster block (middle), apple stem (lighter)
- **9 DMC 801 Dark Coffee Brown**
  Frame lines, set square lines and apple stem (darker), duster lines and set square ticks
- **10 DMC 3865 Winter White**
  Chalk pi, chalk circle and letter r, stick of chalk (lighter), apple highlight (light)
- **11 DMC 3822 Light Straw** Set square (lighter)
- **12 DMC 783 Medium Topaz** Set square (darker)
- **13 DMC 780 Ultra Very Dark Topaz** Set square lines (lighter)
- **14 DMC 350 Medium Coral**
  Apple (middle light), apple highlight (dark)
- **15 DMC 814 Dark Garnet** Apple (darkest), apple edge
- **16 DMC 498 Dark Red** Apple (dark)
- **17 DMC 321 Red** Apple (middle dark)
- **18 DMC 3340 Medium Apricot**
  Apple (light), apple highlight (middle)
- **19 DMC 743 Medium Yellow** Apple (lightest)
- **20 DMC 470 Light Avocado Green**
  Leaf (middle), apple hollow (dark)
- **21 DMC 936 Very Dark Avocado Green**
  Leaf (dark), apple hollow (darkest)
- **22 DMC 729 Medium Old Gold** Apple hollow (light)
- **23 DMC 676 Light Old Gold** Apple hollow (lightest)
- **24 DMC 472 Ultra Light Avocado Green** Leaf (light)

Three ways to transfer the pattern

1. **Fabric you can see through**
   Tape page 3 to a sunny window or lay it on a light box, tape the fabric over it and trace the lines with a sharp pencil or a water-soluble pen.
2. **Fabric you cannot see through**
   Lay dressmaker's carbon paper colored side down on the fabric with page 3 on top, tape the layers and trace the lines firmly with a ballpoint pen.
3. **Iron-on: the lines stay**
   Go over the lines of page 4, the mirrored page, with an iron-on transfer pen, lay it ink side down on the fabric and press with a dry iron, as the pen's packet says.

Pages 3 and 4 are the pattern at actual size. Print them at 100% with scaling turned off. Then put the fabric in the hoop: inner ring under, drawing up, tight as a drum.

For your own stitching, gifts and handmade pieces you sell. Do not resell or share this PDF or copies of it.

Math teacher chalkboard and apple

6 inch hoop

How to read it

Floss is six strands. Cut 18 inches (45 cm), pull out the number given one at a time, and lay them together.

Inside a filled shape start with two or three tiny stitches, which the filling covers. Start a line with a small knot on the back. End each thread by running the needle under the backs of a few stitches.

Each small ring is one French knot. A fine broken line inside a shape is where two shades meet: trace it, do not stitch it.

A number on the picture is a color of the list of floss on page 1. The fine lines on the colors show which way the stitches lie.

Every stitch in pictures: flossfield.com/embroidery/stitches. The first time: flossfield.com/embroidery/guides/how-to-start.



1	DMC 437 Light Tan	**9**	DMC 801 Dark Coffee Brown	**17**	DMC 321 Red
2	DMC 433 Medium Brown	**10**	DMC 3865 Winter White	**18**	DMC 3340 Medium Apricot
3	DMC 435 Very Light Brown	**11**	DMC 3822 Light Straw	**19**	DMC 743 Medium Yellow
4	DMC 738 Very Light Tan	**12**	DMC 783 Medium Topaz	**20**	DMC 470 Light Avocado Green
5	DMC 924 Very Dark Gray Green	**13**	DMC 780 Ultra Very Dark Topaz	**21**	DMC 936 Very Dark Avocado Green
6	DMC 3768 Dark Gray Green	**14**	DMC 350 Medium Coral	**22**	DMC 729 Medium Old Gold
7	DMC 436 Tan	**15**	DMC 814 Dark Garnet	**23**	DMC 676 Light Old Gold
8	DMC 434 Light Brown	**16**	DMC 498 Dark Red	**24**	DMC 472 Ultra Light Avocado Green

How many strands

Satin stitch. 3 strands: chalk pi; 2 strands: duster felt, duster block, stick of chalk, apple stem.
Split stitch. 3 strands: chalk circle, letter r; 1 to 3 strands: frame lines; 2 strands: desk edge; 1 strand: desk boards, set square lines, duster lines, stick of chalk, apple edge.
Stem stitch. 3 strands: round border; 2 strands: set square lines; 1 strand: leaf, apple stem.

For your own stitching, gifts and handmade pieces you sell. Do not resell or share this PDF or copies of it.

Math teacher chalkboard and apple

6 inch hoop

Print at 100% and check the square below with a ruler. Fold the fabric in four: the folds meet the four ticks of the ring.



1 in
25.4 mm

Check square: 1 inch (25.4 mm) on each side.
If it measures anything else, print again at 100% with scaling off.

For your own stitching, gifts and handmade pieces you sell. Do not resell or share this PDF or copies of it.

Math teacher chalkboard and apple

6 inch hoop

Mirrored. Trace this page with an iron-on transfer pen or pencil, then press it ink side down on the fabric.



1 in
25.4 mm

Check square: 1 inch (25.4 mm) on each side.
If it measures anything else, print again at 100% with scaling off.

For your own stitching, gifts and handmade pieces you sell. Do not resell or share this PDF or copies of it.