Medieval cloak trim with pearl knots

Sized for a 6 inch hoop (15 cm). The stitched design is about 4.6 × 2.3 in (11.7 × 5.8 cm).



Which color goes where.

Stitches

- **Couching**, 2 to 6 strands
  Gold rails, outlines
- **French knot**, 2 strands, two wraps
  Pearls, gold berries, eyes, berries, knops
- **Satin stitch**, 2 strands
  Gold vine, tail, eyes, beak
- **Straight stitch**, 1 to 2 strands
  Vine ties, muzzle, inner lines, berry sprig
- **Stem stitch**, 2 to 4 strands
  Shoots, leaf stalks, legs, berry sprig
- **Fishbone stitch**, 2 strands
  Little leaves
- **Split stitch**, 1 to 2 strands
  Ears, far paw, hare, breast, foot, haunch, inner lines, head, cheek, near paw, leaves, leaf veins, tail feathers, bird, wing feathers, wing shoulder
- **Padded satin stitch**, 2 strands
  Knops

Floss

- **DMC 3820 Dark Straw**
  Outlines, gold vine, shoots and leaf veins, gold rails (lighter) and 5 more parts
- **DMC 919 Red Copper**
  Bird (darkest), gold rails (darker), vine ties, inner lines (lighter)
- **DMC 3865 Winter White**
  Pearls and breast, wing feathers (light), tail feathers (lightest) and 3 more parts
- **DMC 369 Very Light Pistachio Green**
  Leaves and little leaves (lightest)
- **DMC 989 Forest Green**
  Leaves (middle dark), little leaves (middle)
- **DMC 3760 Medium Wedgwood**
  Hare, ears, wing feathers, tail feathers and foot (dark), far paw and 4 more parts
- **DMC 519 Sky Blue**
  Hare, haunch, head and foot (middle), wing shoulder (light) and 5 more parts
- **DMC 747 Very Light Sky Blue**
  Hare, haunch, head and foot (light), near paw (lighter), cheek (lightest)
- **DMC 823 Dark Navy Blue**
  Inner lines and eyes (darker), tail feathers (darkest), muzzle
- **DMC 3833 Light Raspberry**
  Leaves (middle light), knops (darker), wing shoulder (dark) and 3 more parts
- **DMC 963 Ultra Very Light Dusty Rose**
  Leaves and tail feathers (light), cheek (middle)
- **DMC 987 Dark Forest Green**
  Leaves (dark), little leaves (darkest)
- **DMC 3831 Dark Raspberry** Leaves (darkest), berries
- **DMC 3854 Medium Autumn Gold** Bird (light)
- **DMC 921 Copper** Bird (dark), cheek (darkest)
- **DMC 745 Light Pale Yellow** Bird (lightest), cheek (light)

Three ways to transfer the pattern

1. **Fabric you can see through**
   Tape page 2 to a sunny window or lay it on a light box, tape the fabric over it and trace the lines with a sharp pencil or a water-soluble pen.
2. **Fabric you cannot see through**
   Lay dressmaker's carbon paper colored side down on the fabric with page 2 on top, tape the layers and trace the lines firmly with a ballpoint pen.
3. **Iron-on**
   Go over the lines of page 3, the mirrored page, with an iron-on transfer pen, lay it ink side down on the fabric and press with a dry iron.

Pages 2 and 3 are the pattern at actual size. Print them at 100% with scaling turned off.

For your own stitching, gifts and handmade pieces you sell. Do not resell or share this PDF or copies of it.

Medieval cloak trim with pearl knots

6 inch hoop

Print at 100% (actual size). Do not scale or fit to page. Check the square below with a ruler before you trace.



1 in
25.4 mm

For a longer border, trace it again with the mark “begins” on the mark “ends”.

Check square: 1 inch (25.4 mm) on each side.
If it measures anything else, print again at 100% with scaling off.

For your own stitching, gifts and handmade pieces you sell. Do not resell or share this PDF or copies of it.

Medieval cloak trim with pearl knots

6 inch hoop

Mirrored. Trace this page with an iron-on transfer pen or pencil, then press it ink side down on the fabric.



1 in
25.4 mm

For a longer border, trace it again with the mark “begins” on the mark “ends”.

Check square: 1 inch (25.4 mm) on each side.
If it measures anything else, print again at 100% with scaling off.

For your own stitching, gifts and handmade pieces you sell. Do not resell or share this PDF or copies of it.